

Q1 Name of organisation

Answered: 59 Skipped: 0

Q2 Address

Answered: 59 Skipped: 0

Q3 Post code

Answered: 59 Skipped: 0

Q4 Telephone number

Answered: 51 Skipped: 8

Q5 Email address

Answered: 54 Skipped: 5

Q6 Website

Answered: 49 Skipped: 10

Q7 Twitter

Answered: 29 Skipped: 30

Q8 Facebook

Answered: 32 Skipped: 27

Q9 Instagram

Answered: 10 Skipped: 49

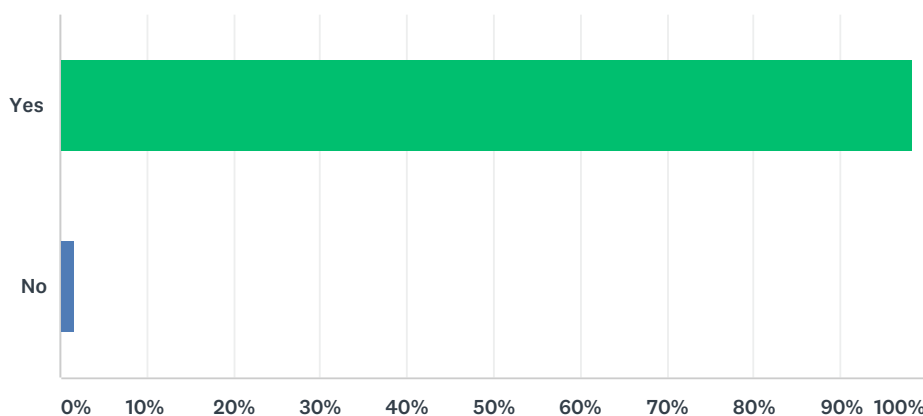
Q10 Please provide details of the person completing the survey (this should be a senior member of your organisation or group such as your

chair, chief officer or manager)

Answered: 59 Skipped: 0

Q11 Are you happy for CVS South Gloucestershire and its partners to contact you using the above contact details so that we can keep you informed of support activities and to invite you to participate in the future and that your contact details are are stored in line with data protection? (CVS South Gloucestershire is registered with the data protection registrar, registration number Z2816035)

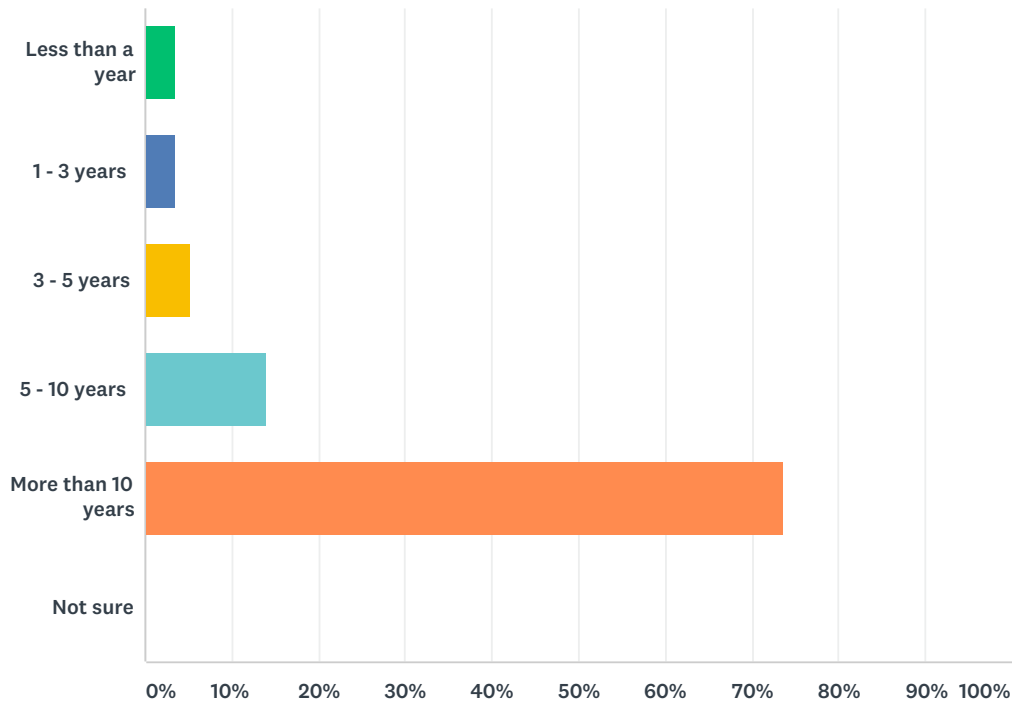
Answered: 59 Skipped: 0



ANSWER CHOICES	RESPONSES	
Yes	98.31%	58
No	1.69%	1
TOTAL		59

Q12 How long has your organisation been established?

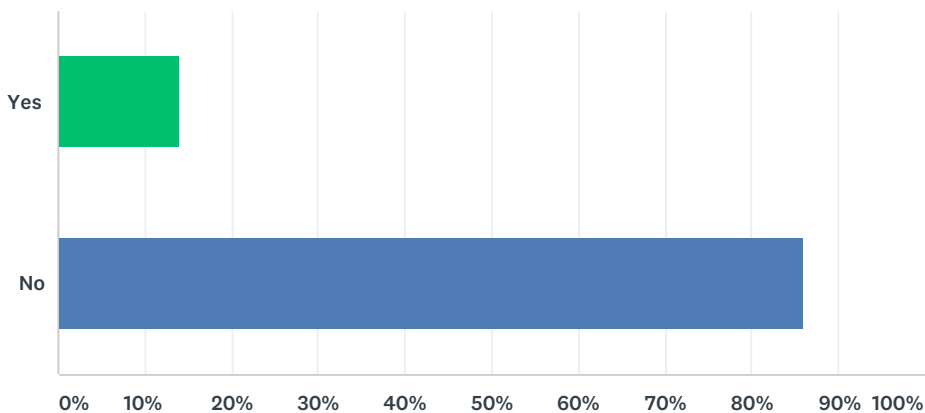
Answered: 57 Skipped: 2



ANSWER CHOICES	RESPONSES
Less than a year	3.51% 2
1 - 3 years	3.51% 2
3 - 5 years	5.26% 3
5 - 10 years	14.04% 8
More than 10 years	73.68% 42
Not sure	0.00% 0
TOTAL	57

Q13 Are you part of a larger organisation?

Answered: 57 Skipped: 2

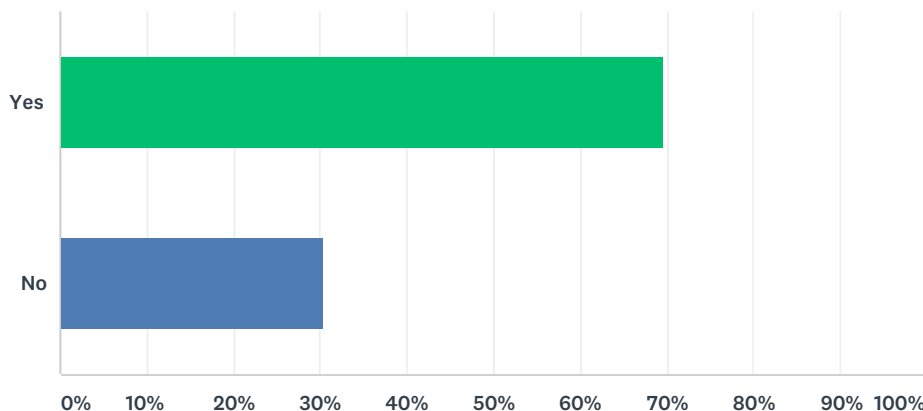


ANSWER CHOICES	RESPONSES
Yes	14.04% 8
No	85.96% 49

Yes	14.04%	8
No	85.96%	49
TOTAL		57

Q14 Is your organisation a registered charity?

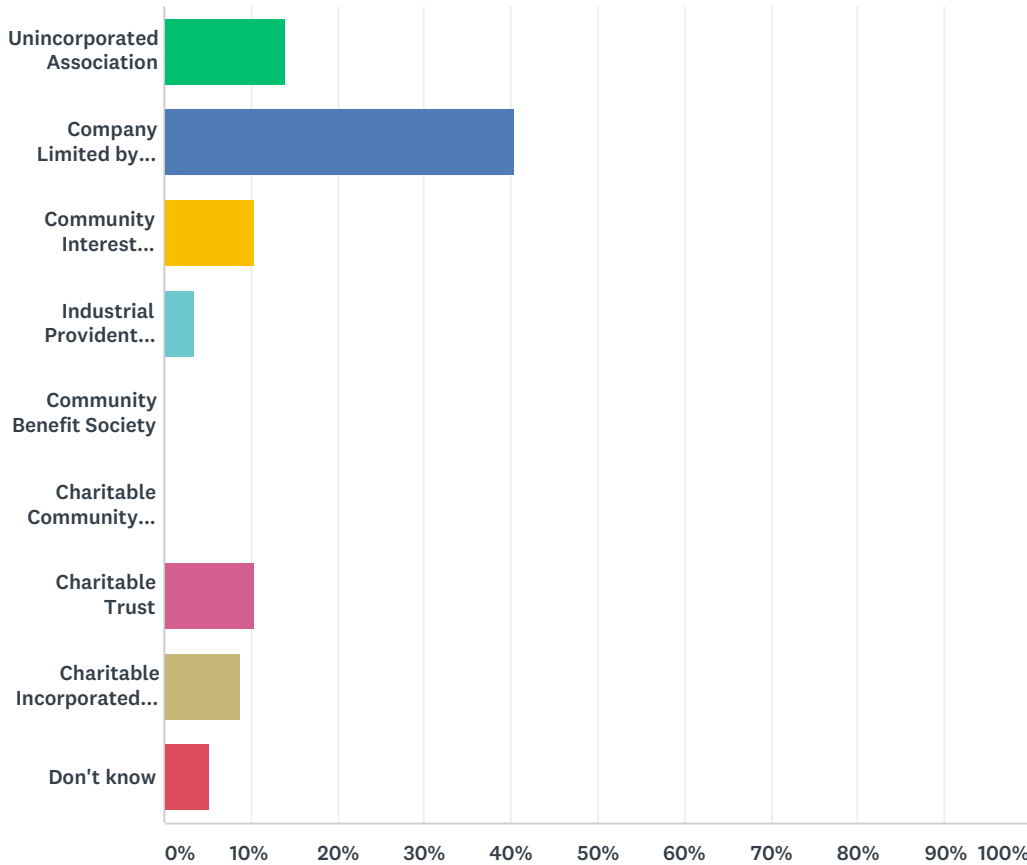
Answered: 56 Skipped: 3



ANSWER CHOICES	RESPONSES	
Yes	69.64%	39
No	30.36%	17
TOTAL		56

Q15 What is your organisation's legal structure? Please tick all that apply

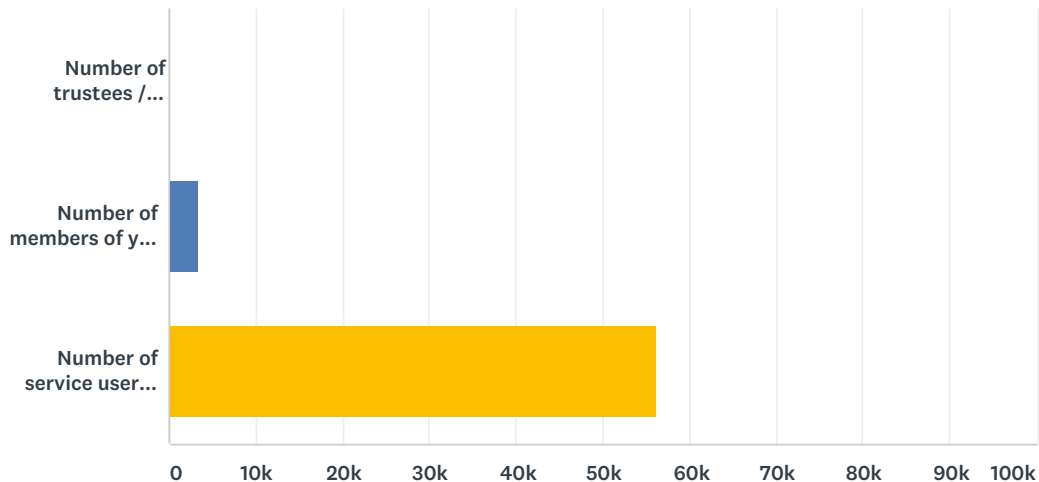
Answered: 57 Skipped: 2



ANSWER CHOICES	RESPONSES	
Unincorporated Association	14.04%	8
Company Limited by Guarantee (CLG)	40.35%	23
Community Interest Company (CIC)	10.53%	6
Industrial Provident Society (pre. commencement societies)	3.51%	2
Community Benefit Society	0.00%	0
Charitable Community Benefit Society	0.00%	0
Charitable Trust	10.53%	6
Charitable Incorporated Organisation (CIO)	8.77%	5
Don't know	5.26%	3
TOTAL		57

Q16 How many people are involved in your organisation in South Gloucestershire? Please enter numbers in the boxes below

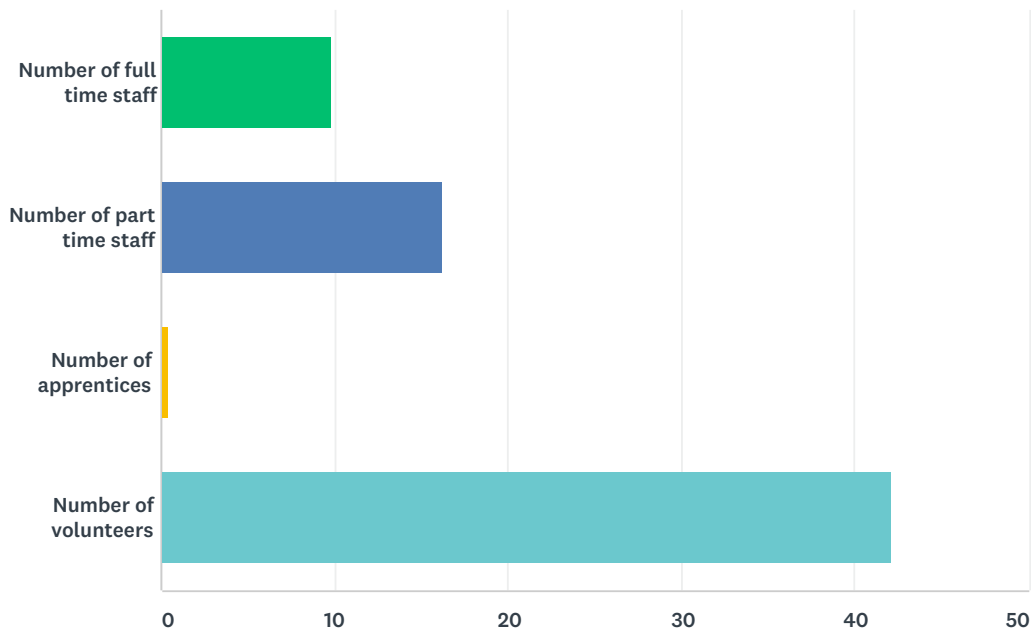
Answered: 56 Skipped: 3



ANSWER CHOICES	AVERAGE NUMBER	TOTAL NUMBER	RESPONSES
Number of trustees / management committee members	7	380	55
Number of members of your organisation	3,287	147,897	45
Number of service users of your organisation	56,231	2,586,627	46
Total Respondents: 56			

Q17 How many staff and volunteers work in your organisation? (average across the year)

Answered: 56 Skipped: 3

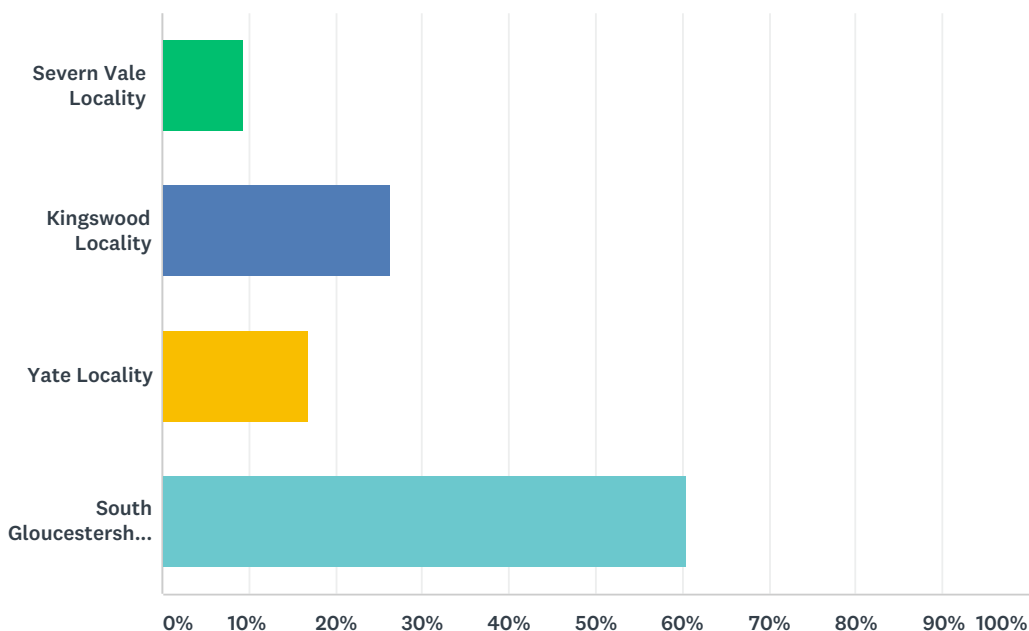


ANSWER CHOICES	AVERAGE NUMBER	TOTAL NUMBER	RESPONSES
Number of full time staff	10	484	49
Number of part time staff	16	857	53

Number of apprentices	0	18	43
Number of volunteers	42	2,274	54
Total Respondents: 56			

Q18 Where does your organisation carry out most of its work?

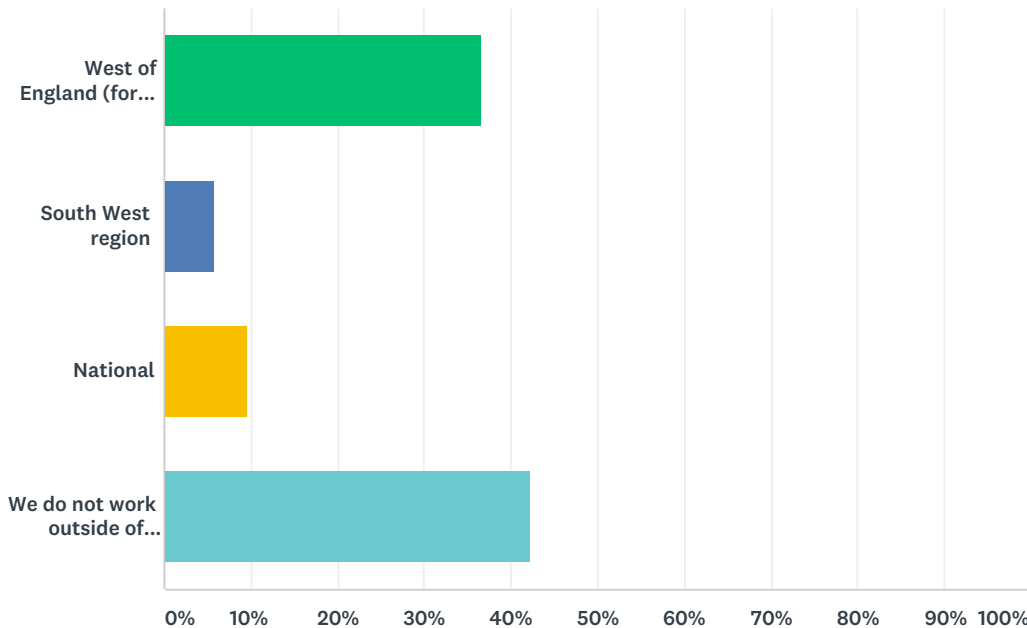
Answered: 53 Skipped: 6



ANSWER CHOICES	RESPONSES
Severn Vale Locality	9.43% 5
Kingswood Locality	26.42% 14
Yate Locality	16.98% 9
South Gloucestershire wide	60.38% 32
Total Respondents: 53	

Q19 Does your organisation work outside South Gloucestershire in any of the following areas? Please note, if you are a larger organisation and work across the West of England or a wider area you may receive other requests to complete this survey. Please complete it once only and accept our apologies for any inconvenience.

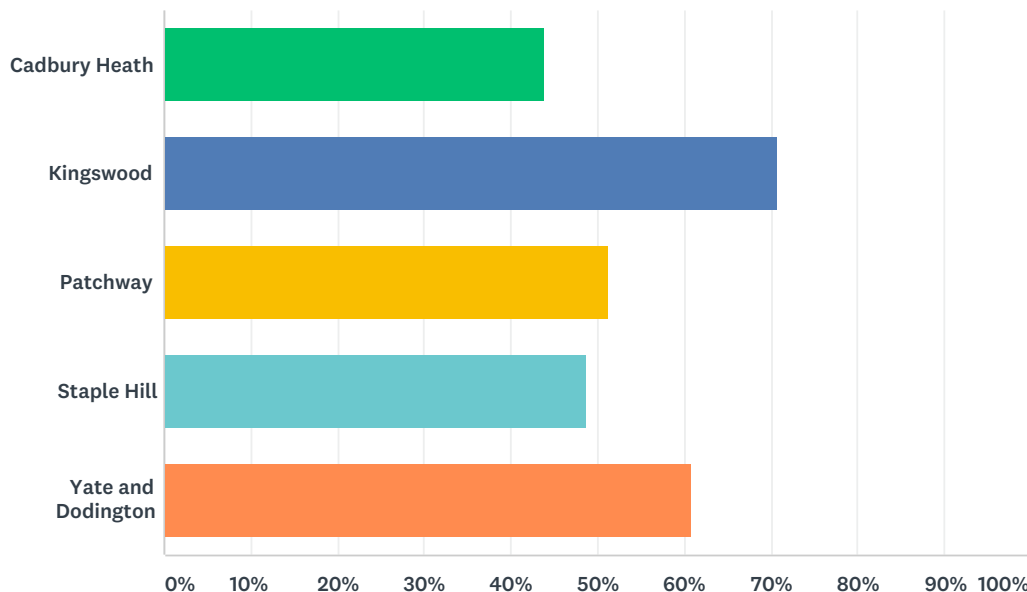
Answered: 52 Skipped: 7



ANSWER CHOICES	RESPONSES	
West of England (former Avon)	36.54%	19
South West region	5.77%	3
National	9.62%	5
We do not work outside of South Gloucestershire	42.31%	22
TOTAL		52

Q20 Do you work in any of the following priority neighbourhoods? Please tick any that apply

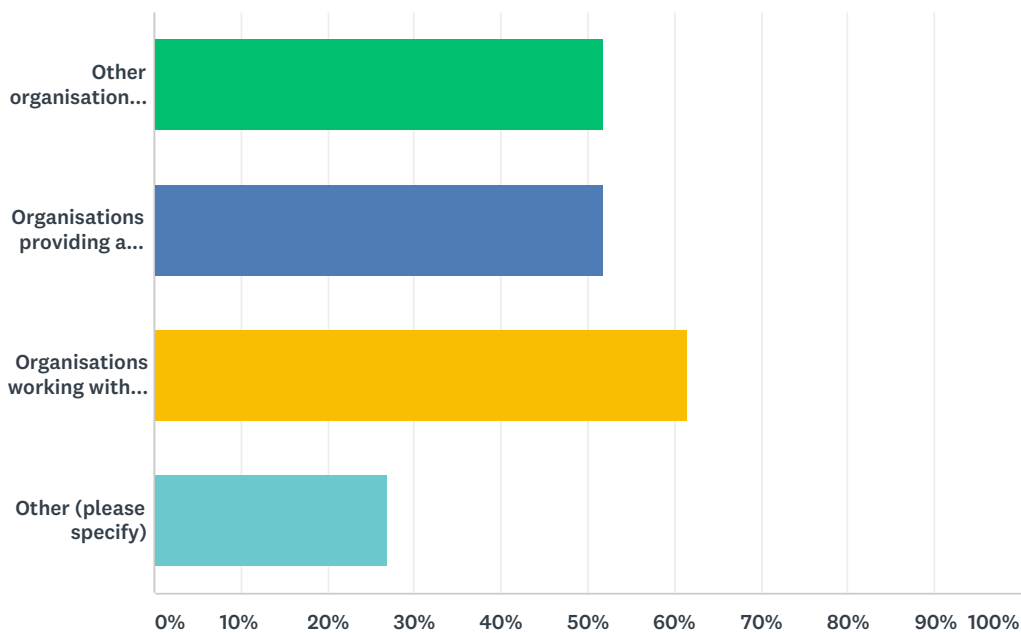
Answered: 41 Skipped: 18



ANSWER CHOICES	RESPONSES	
Cadbury Heath	43.90%	18
Kingswood	70.73%	29
Patchway	51.22%	21
Staple Hill	48.78%	20
Yate and Dodington	60.98%	25
Total Respondents: 41		

Q21 Do you work in partnership with other voluntary sector and/or community organisations in South Gloucestershire?

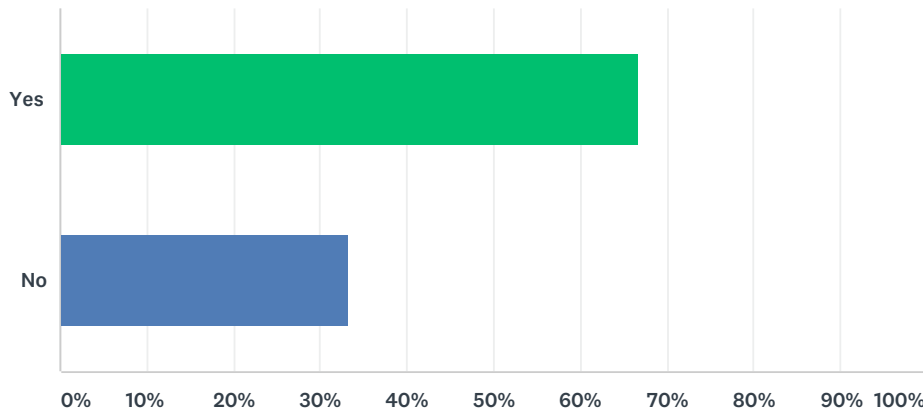
Answered: 52 Skipped: 7



ANSWER CHOICES	RESPONSES	
Other organisations in your neighbourhood	51.92%	27
Organisations providing a similar service or activity	51.92%	27
Organisations working with similar groups of people or beneficiaries	61.54%	32
Other (please specify)	26.92%	14
Total Respondents: 52		

Q22 Do you have a network that you would be willing to disseminate information to in your local community in the event of a critical incident happening or affecting South Gloucestershire communities?

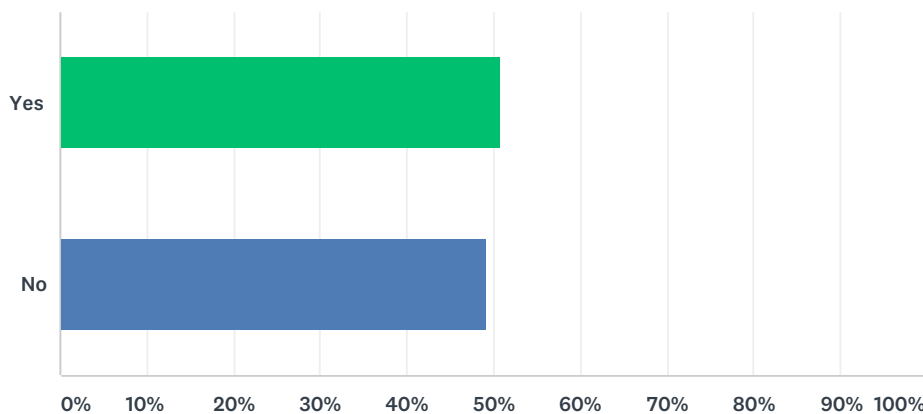
Answered: 57 Skipped: 2



ANSWER CHOICES	RESPONSES
Yes	66.67% 38
No	33.33% 19
TOTAL	57

Q23 Has your organisation been established to work with a specific group of people or other beneficiary?

Answered: 55 Skipped: 4

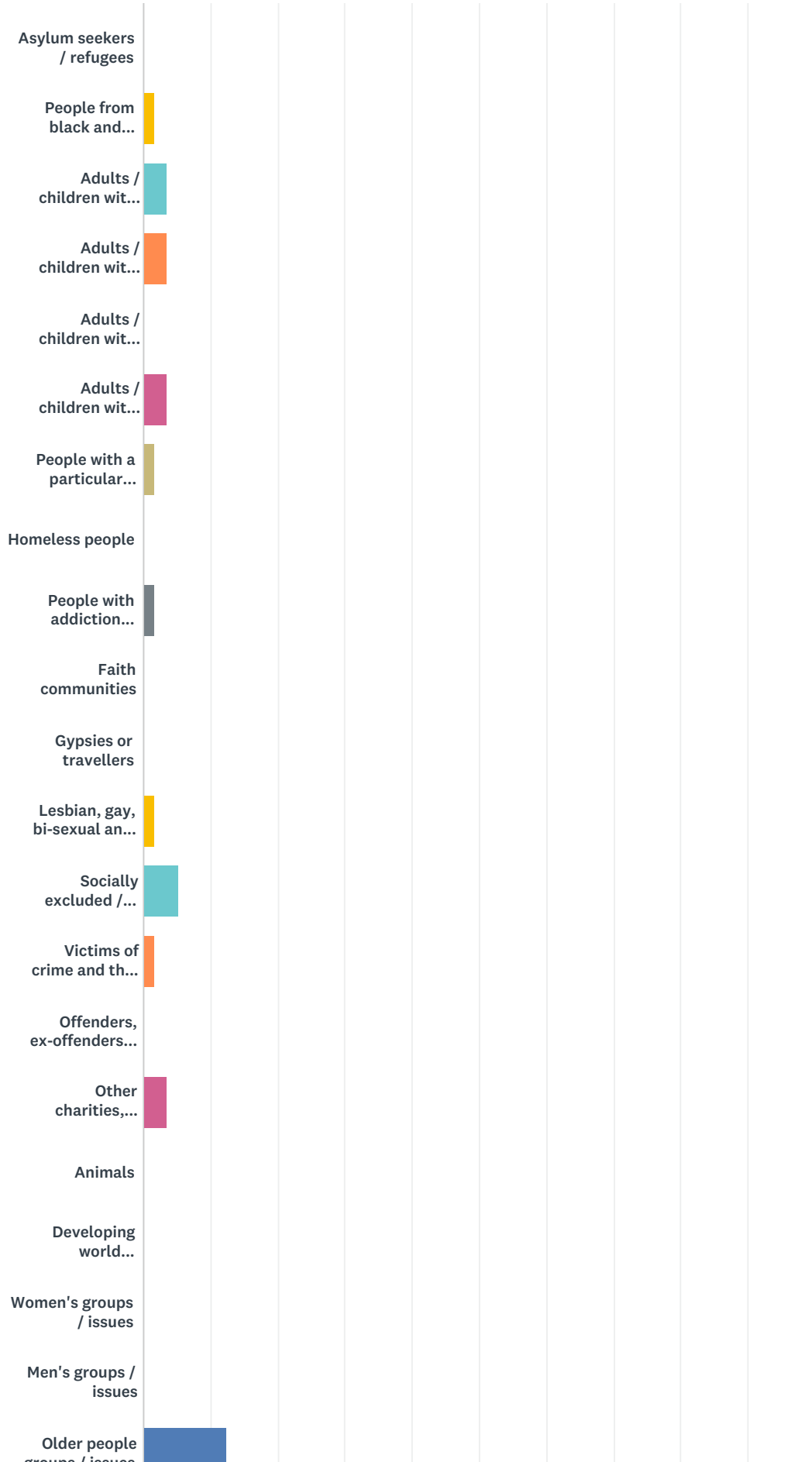


ANSWER CHOICES	RESPONSES
Yes	50.91% 28
No	49.09% 27
TOTAL	55

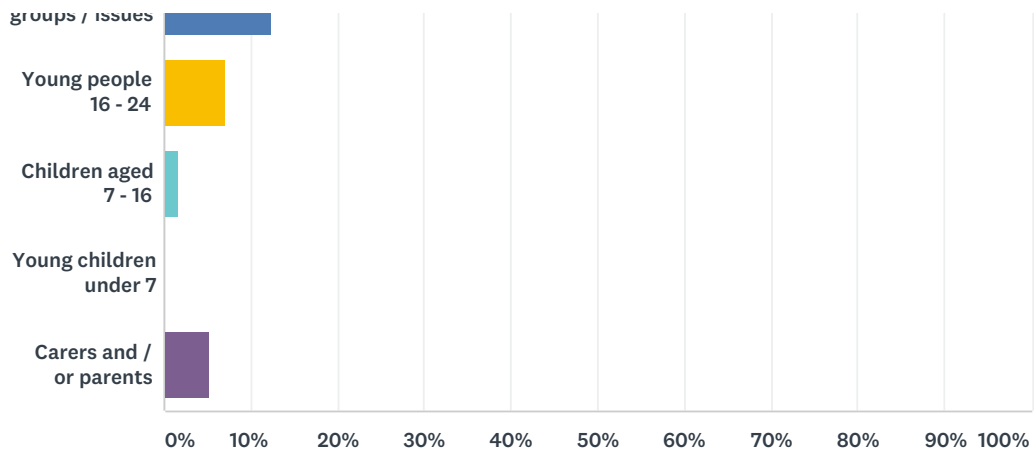
Q24 Which of the following groups of people or other beneficiaries do you PRIMARILY work with? (Please tick only one button)

Answered: 57 Skipped: 2





West of England Voluntary, Community and Social Enterprise Survey
State of Sector in South Gloucestershire
2017 / 18

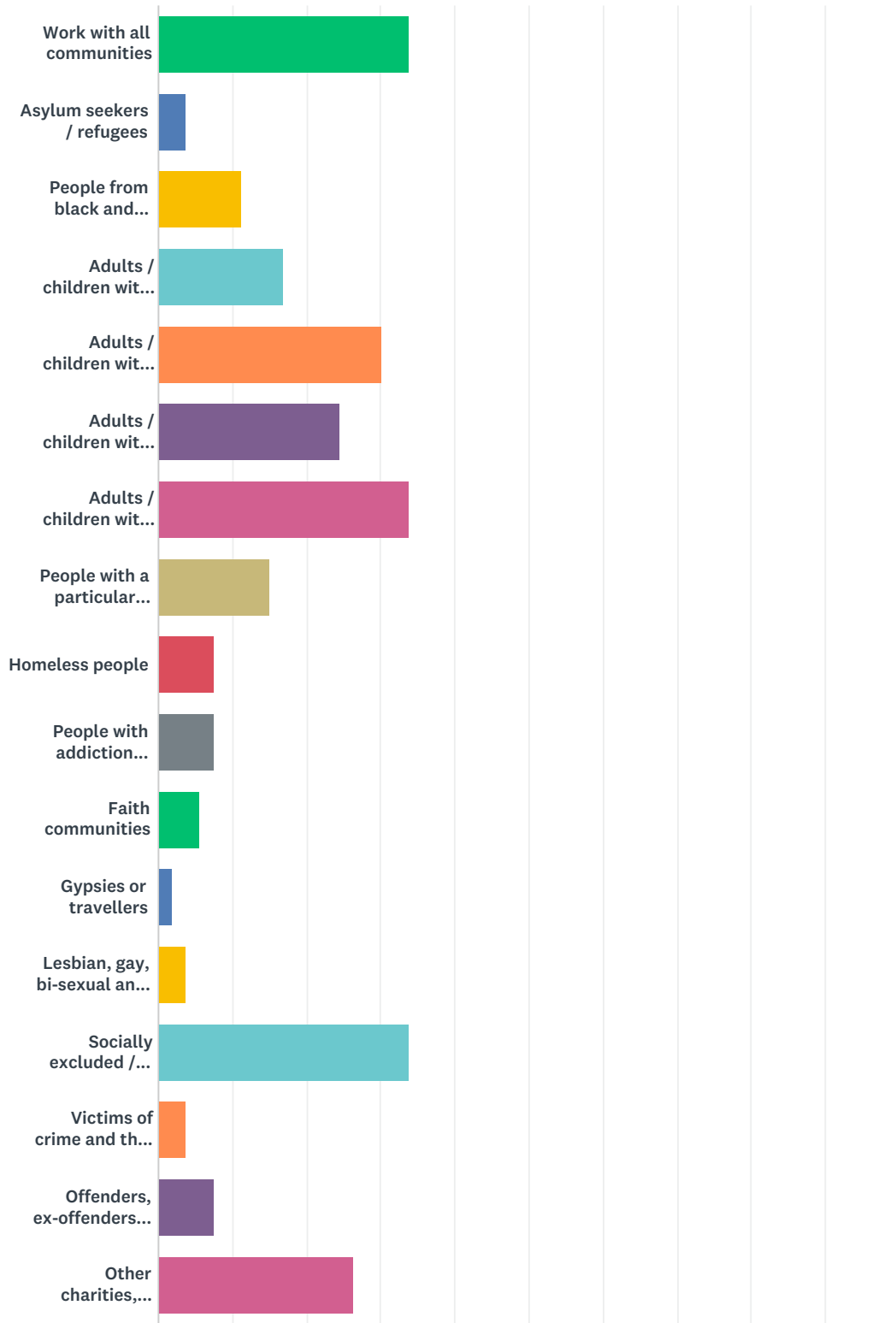


ANSWER CHOICES	RESPONSES	
Work with all communities	35.09%	20
Asylum seekers / refugees	0.00%	0
People from black and minority ethnic communities	1.75%	1
Adults / children with physical and sensory impairments	3.51%	2
Adults / children with physical health needs	3.51%	2
Adults / children with learning disabilities	0.00%	0
Adults / children with mental health needs	3.51%	2
People with a particular financial need (including low income, benefit claimants etc)	1.75%	1
Homeless people	0.00%	0
People with addiction problems (e.g. alcohol, drugs)	1.75%	1
Faith communities	0.00%	0
Gypsies or travellers	0.00%	0
Lesbian, gay, bi-sexual and / or transgender people	1.75%	1
Socially excluded / vulnerable people	5.26%	3
Victims of crime and their families	1.75%	1
Offenders, ex-offenders and their families	0.00%	0
Other charities, social enterprises and or voluntary organisations	3.51%	2
Animals	0.00%	0
Developing world beneficiaries	0.00%	0
Women's groups / issues	0.00%	0
Men's groups / issues	0.00%	0
Older people groups / issues	12.28%	7
Young people 16 - 24	7.02%	4
Children aged 7 - 16	1.75%	1
Young children under 7	0.00%	0

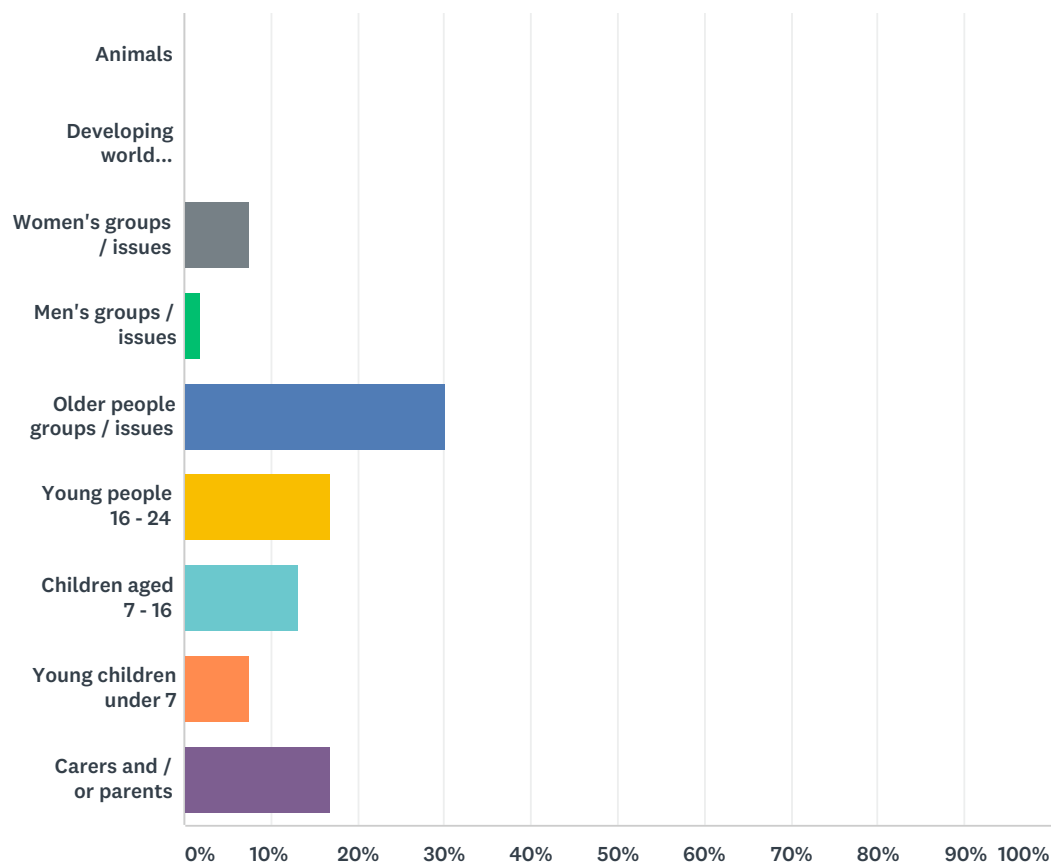
Carers and / or parents	5.26%	3
TOTAL		57

Q25 Which of the following groups of people or other beneficiaries do you also work with? (Please tick up to FIVE boxes)

Answered: 53 Skipped: 6



West of England Voluntary, Community and Social Enterprise Survey
State of Sector in South Gloucestershire
2017 / 18

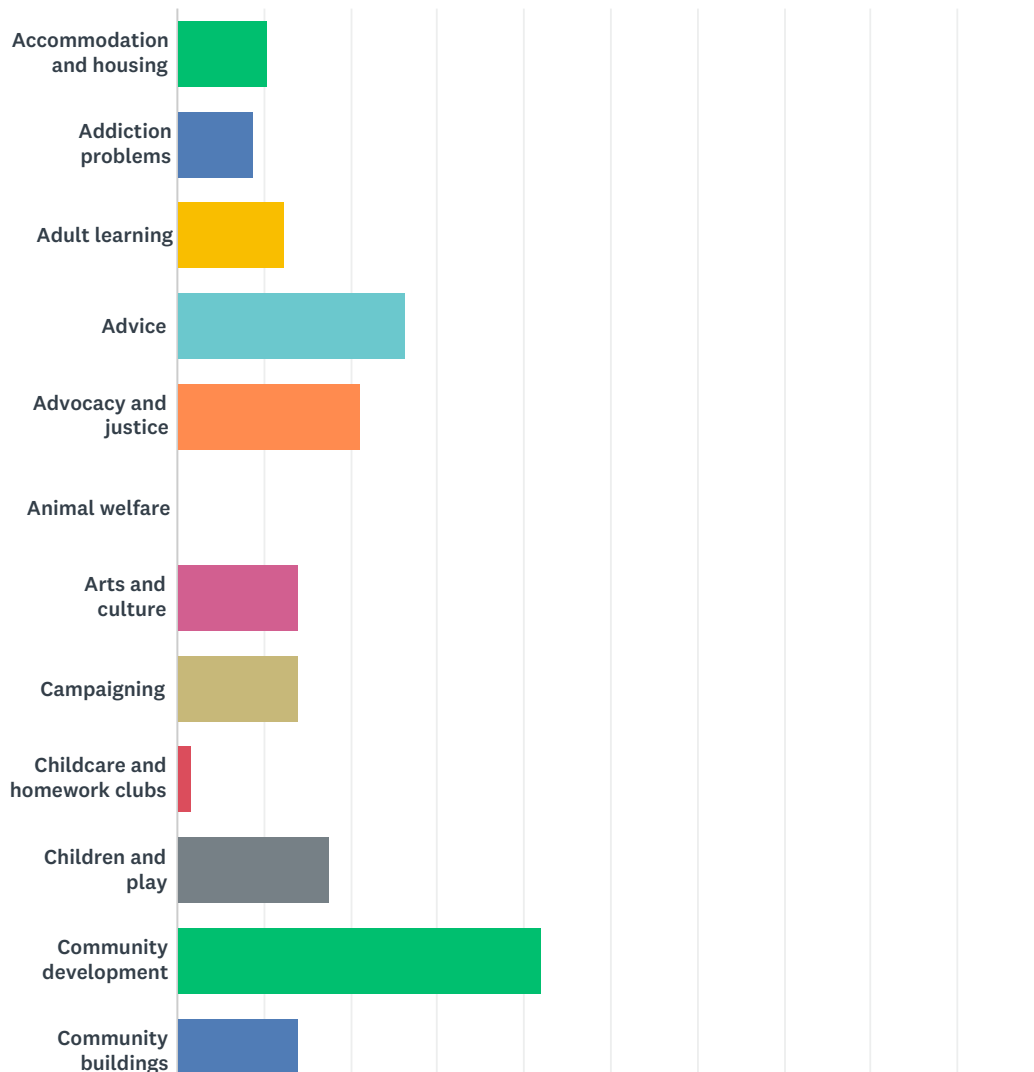


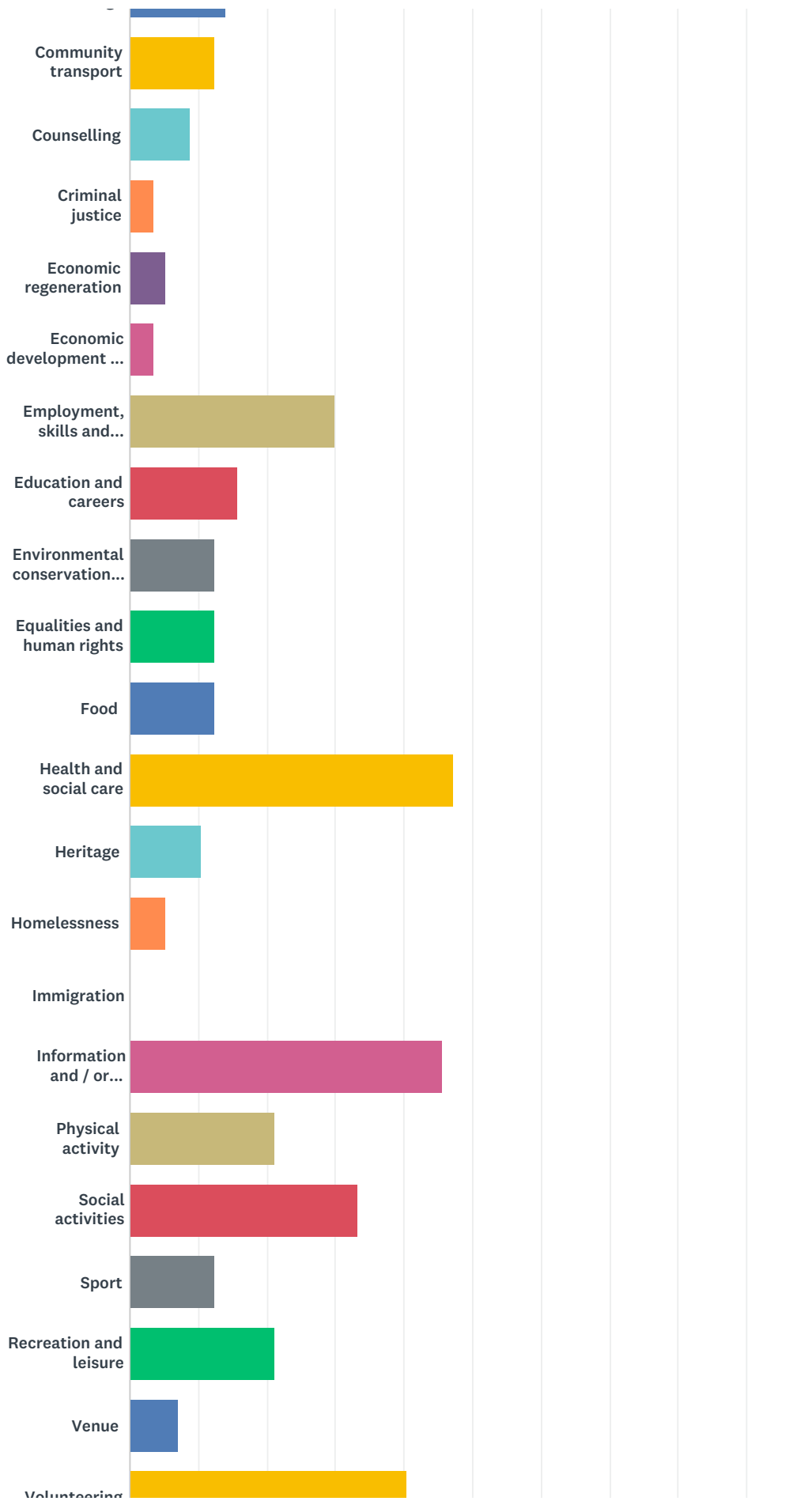
ANSWER CHOICES	RESPONSES	
Work with all communities	33.96%	18
Asylum seekers / refugees	3.77%	2
People from black and minority ethnic communities	11.32%	6
Adults / children with physical and sensory impairments	16.98%	9
Adults / children with physical health needs	30.19%	16
Adults / children with learning disabilities	24.53%	13
Adults / children with mental health needs	33.96%	18
People with a particular financial need (including low income, benefit claimants etc)	15.09%	8
Homeless people	7.55%	4
People with addiction problems (e.g. alcohol, drugs)	7.55%	4
Faith communities	5.66%	3
Gypsies or travellers	1.89%	1
Lesbian, gay, bi-sexual and / or transgender people	3.77%	2
Socially excluded / vulnerable people	33.96%	18
Victims of crime and their families	3.77%	2
Offenders, ex-offenders and their families	7.55%	4

Other charities, social enterprises and or voluntary organisations	26.42%	14
Animals	0.00%	0
Developing world beneficiaries	0.00%	0
Women's groups / issues	7.55%	4
Men's groups / issues	1.89%	1
Older people groups / issues	30.19%	16
Young people 16 - 24	16.98%	9
Children aged 7 - 16	13.21%	7
Young children under 7	7.55%	4
Carers and / or parents	16.98%	9
Total Respondents: 53		

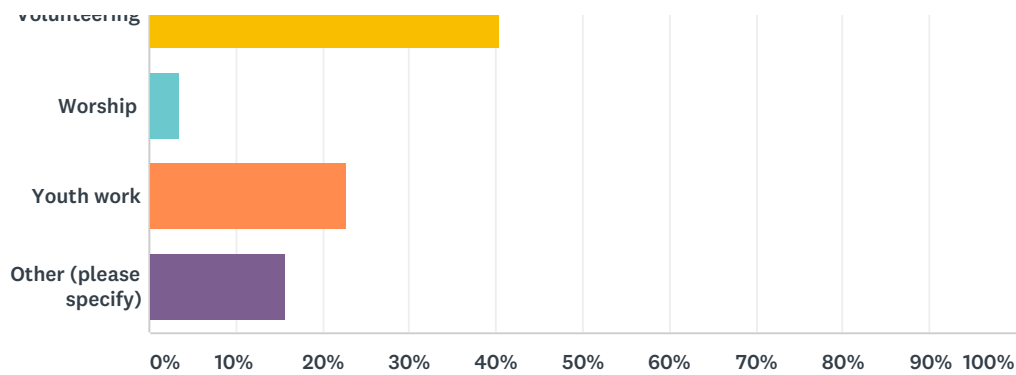
Q26 What are the main activities or interests of your organisation? (Please tick all that apply)

Answered: 57 Skipped: 2





West of England Voluntary, Community and Social Enterprise Survey
State of Sector in South Gloucestershire
2017 / 18

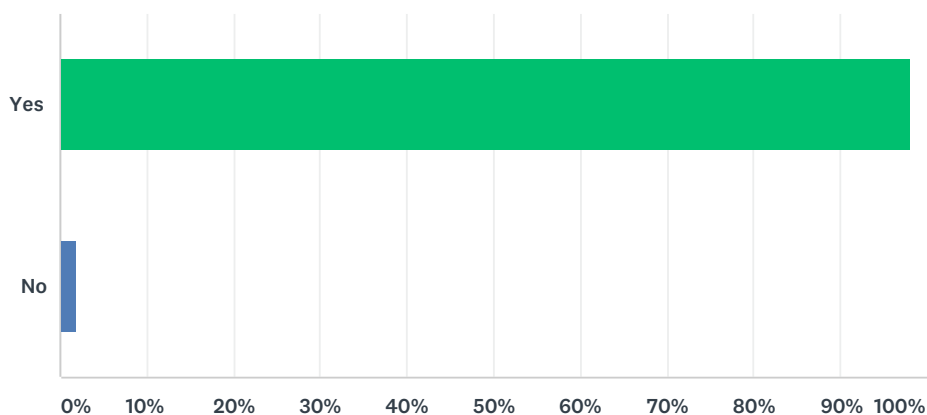


ANSWER CHOICES	RESPONSES	
Accommodation and housing	10.53%	6
Addiction problems	8.77%	5
Adult learning	12.28%	7
Advice	26.32%	15
Advocacy and justice	21.05%	12
Animal welfare	0.00%	0
Arts and culture	14.04%	8
Campaigning	14.04%	8
Childcare and homework clubs	1.75%	1
Children and play	17.54%	10
Community development	42.11%	24
Community buildings	14.04%	8
Community transport	12.28%	7
Counselling	8.77%	5
Criminal justice	3.51%	2
Economic regeneration	5.26%	3
Economic development - business advice	3.51%	2
Employment, skills and training	29.82%	17
Education and careers	15.79%	9
Environmental conservation and sustainability	12.28%	7
Equalities and human rights	12.28%	7
Food	12.28%	7
Health and social care	47.37%	27
Heritage	10.53%	6
Homelessness	5.26%	3
Immigration	0.00%	0

Information and / or signposting	45.61%	26
Physical activity	21.05%	12
Social activities	33.33%	19
Sport	12.28%	7
Recreation and leisure	21.05%	12
Venue	7.02%	4
Volunteering	40.35%	23
Worship	3.51%	2
Youth work	22.81%	13
Other (please specify)	15.79%	9
Total Respondents: 57		

Q27 Does your organisation or group have an equal opportunities policy?

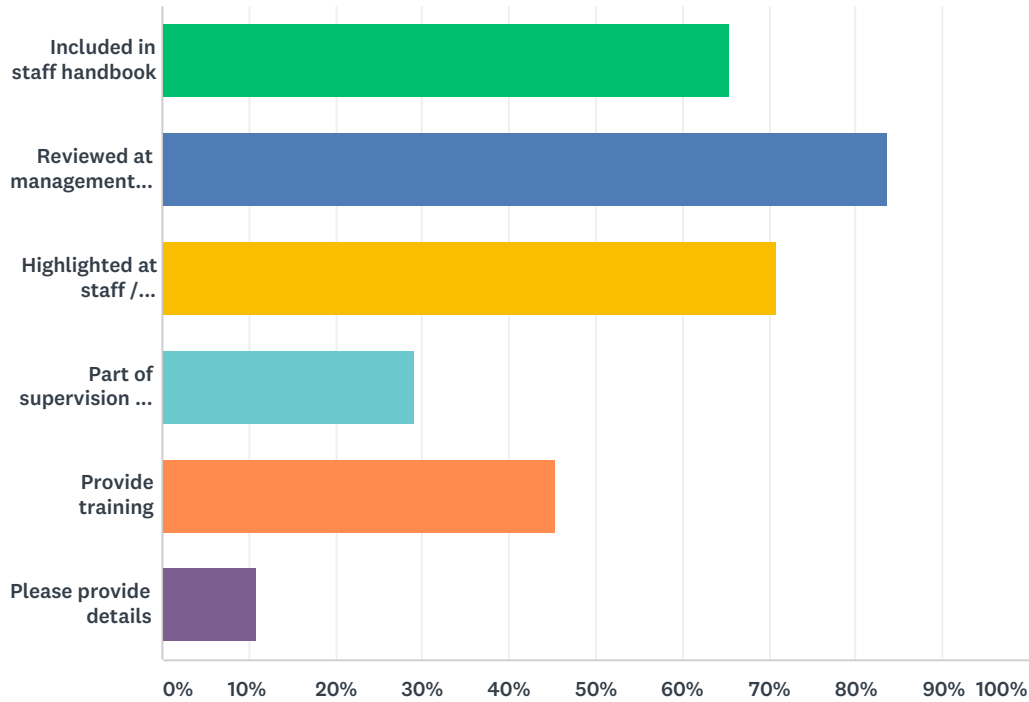
Answered: 56 Skipped: 3



ANSWER CHOICES	RESPONSES	
Yes	98.21%	55
No	1.79%	1
TOTAL		56

Q28 If yes, how do you ensure that this is implemented effectively? Please tick any that apply.

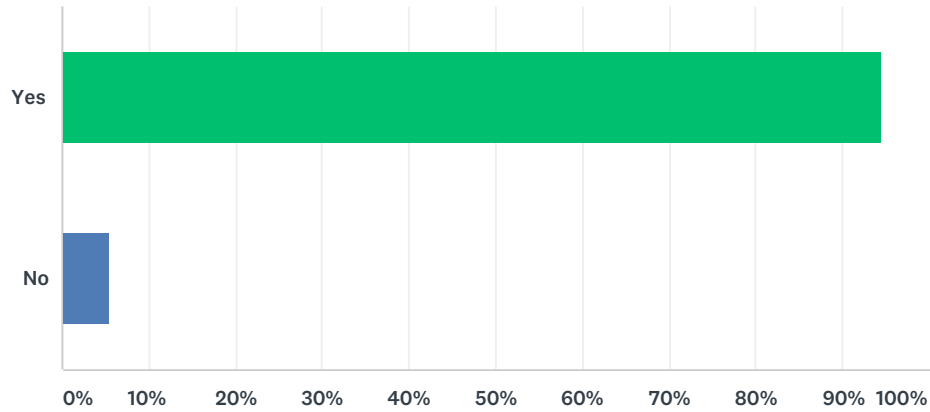
Answered: 55 Skipped: 4



ANSWER CHOICES	RESPONSES	
Included in staff handbook	65.45%	36
Reviewed at management committee meetings	83.64%	46
Highlighted at staff / volunteer induction programmes	70.91%	39
Part of supervision / appraisal sessions	29.09%	16
Provide training	45.45%	25
Please provide details	10.91%	6
Total Respondents: 55		

Q29 Does your organisation or group have appropriate safeguarding policies? (e.g. children and young people safeguarding or adults at risk safeguarding)

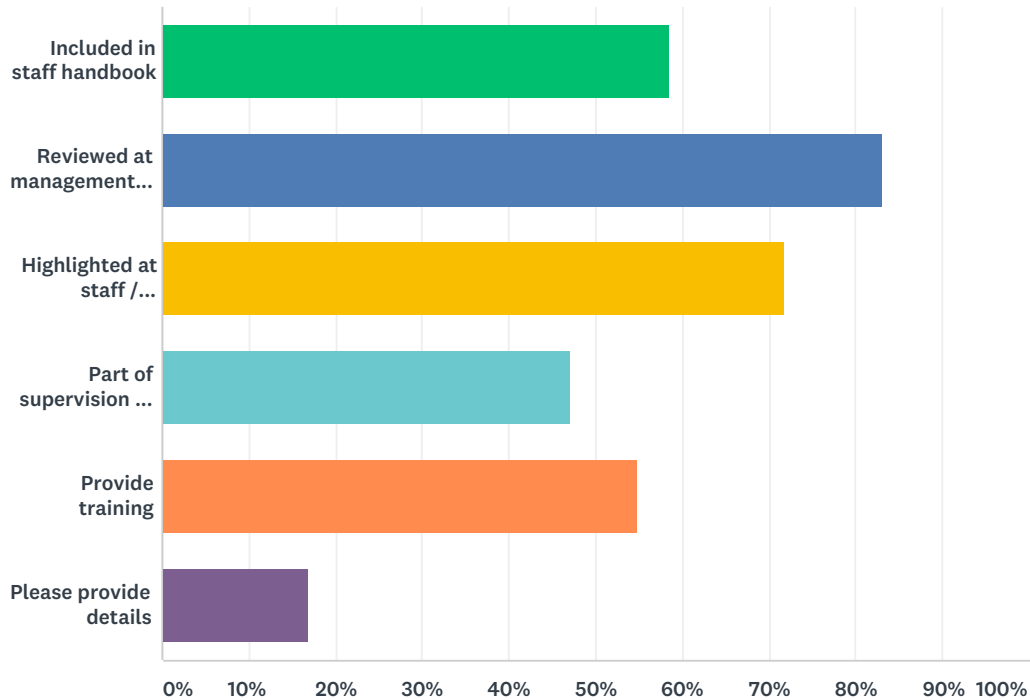
Answered: 56 Skipped: 3



ANSWER CHOICES	RESPONSES	
Yes	94.64%	53
No	5.36%	3
TOTAL		56

**Q30 If yes, how do you ensure that this is implemented effectively?
Please tick any that apply.**

Answered: 53 Skipped: 6

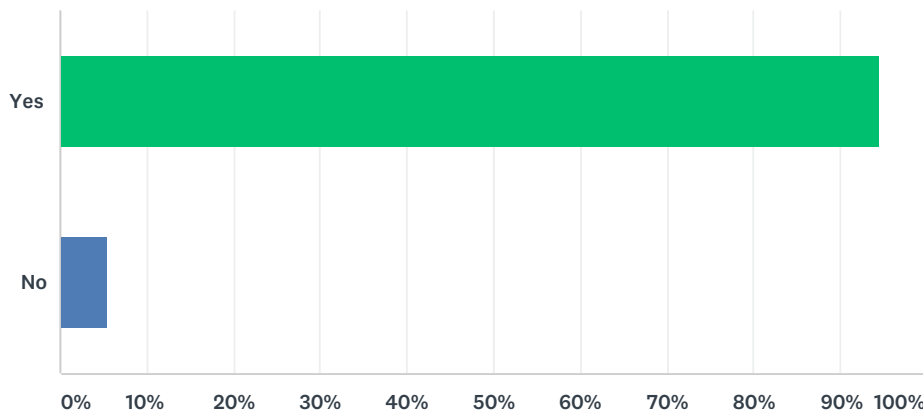


ANSWER CHOICES	RESPONSES	
Included in staff handbook	58.49%	31
Reviewed at management committee meetings	83.02%	44
Highlighted at staff / volunteer induction programmes	71.70%	38

Part of supervision / appraisal sessions	47.17%	25
Provide training	54.72%	29
Please provide details	16.98%	9
Total Respondents: 53		

Q31 Do you involve your beneficiaries in the development of your services or activities

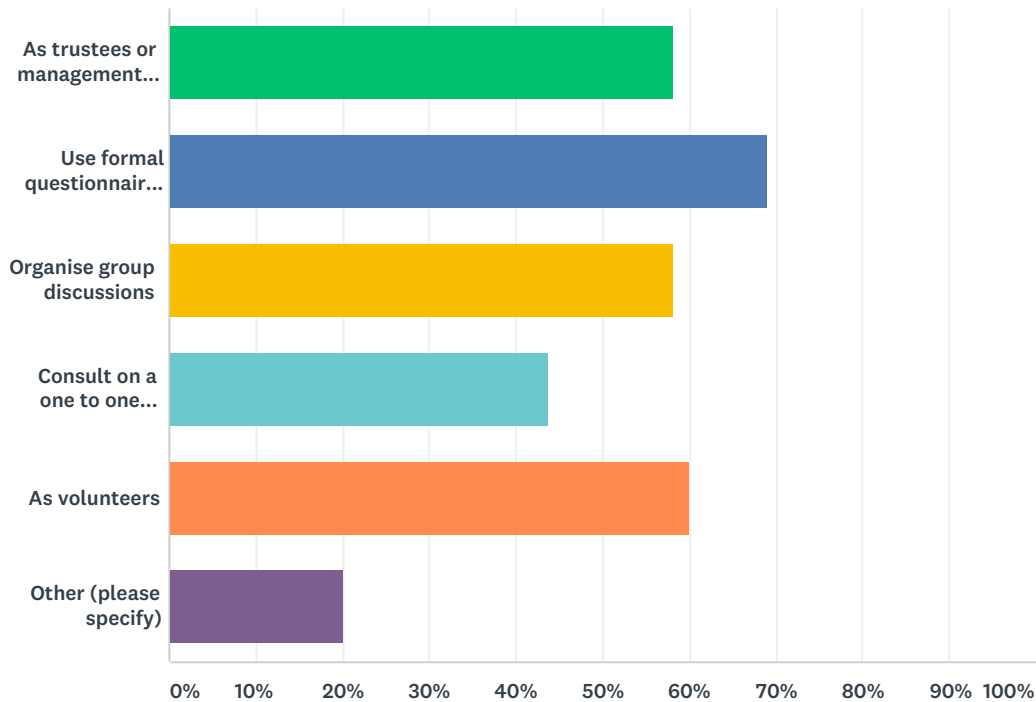
Answered: 56 Skipped: 3



ANSWER CHOICES	RESPONSES	
Yes	94.64%	53
No	5.36%	3
TOTAL		56

Q32 If you involve your beneficiaries in the development of your services or activities please say how (please all that are appropriate)

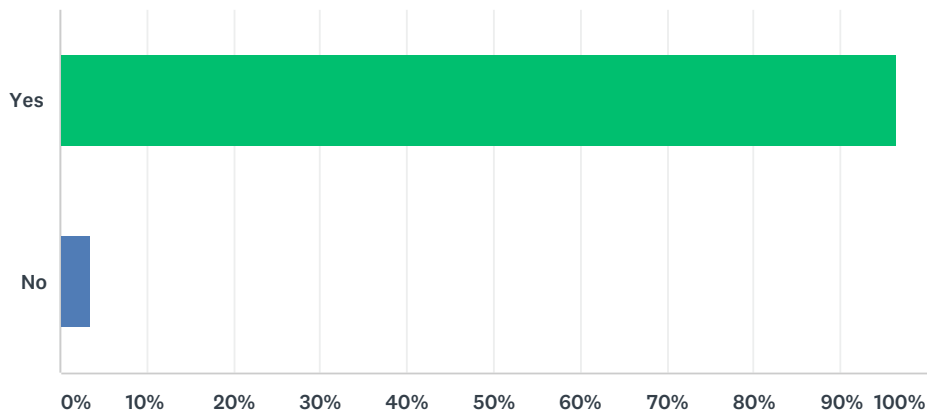
Answered: 55 Skipped: 4



ANSWER CHOICES	RESPONSES	
As trustees or management committee members	58.18%	32
Use formal questionnaires or surveys	69.09%	38
Organise group discussions	58.18%	32
Consult on a one to one basis	43.64%	24
As volunteers	60.00%	33
Other (please specify)	20.00%	11
Total Respondents: 55		

Q33 Does your organisation involve volunteers to deliver its services or to develop the organisation?

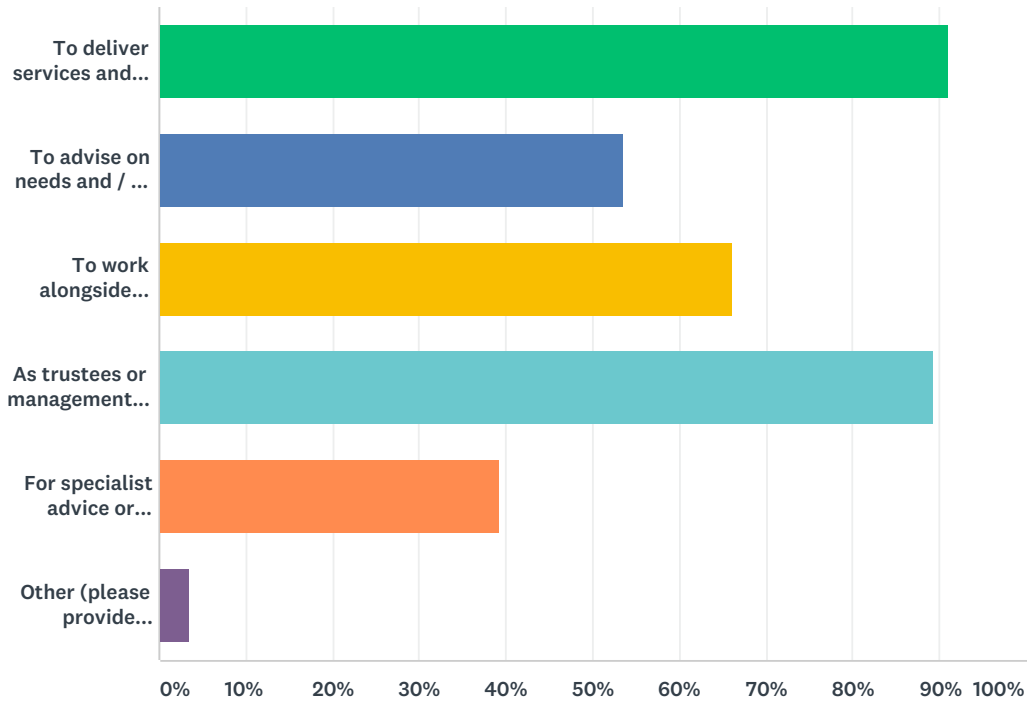
Answered: 57 Skipped: 2



ANSWER CHOICES	RESPONSES	
Yes	96.49%	55
No	3.51%	2
TOTAL		57

Q34 How does your organisation involve volunteers to develop and carry out its work? Please tick all that apply

Answered: 56 Skipped: 3



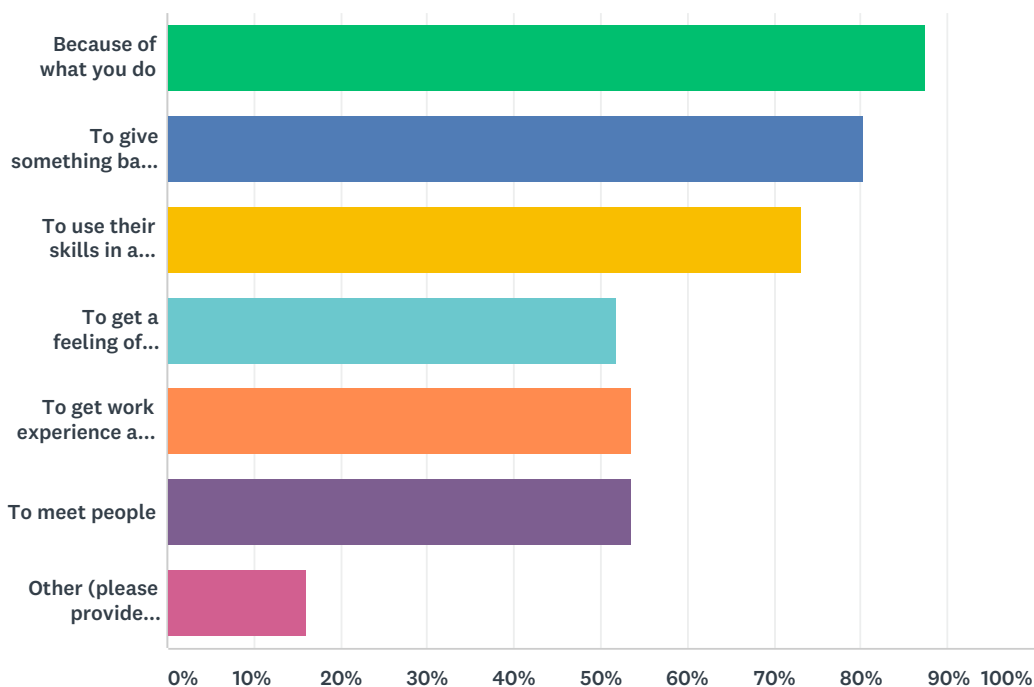
ANSWER CHOICES	RESPONSES	
To deliver services and / or projects	91.07%	51
To advise on needs and / or developments in your community	53.57%	30
To work alongside members of staff	66.07%	37
As trustees or management committee members	89.29%	50
For specialist advice or support	39.29%	22
Other (please provide details)	3.57%	2
Total Respondents: 56		

Q35 Please estimate the total number of hours that are provided through volunteer time in an average week

Answered: 54 Skipped: 5

Q36 What do you think are the main reasons that volunteers work with your organisation? Please tick all that apply

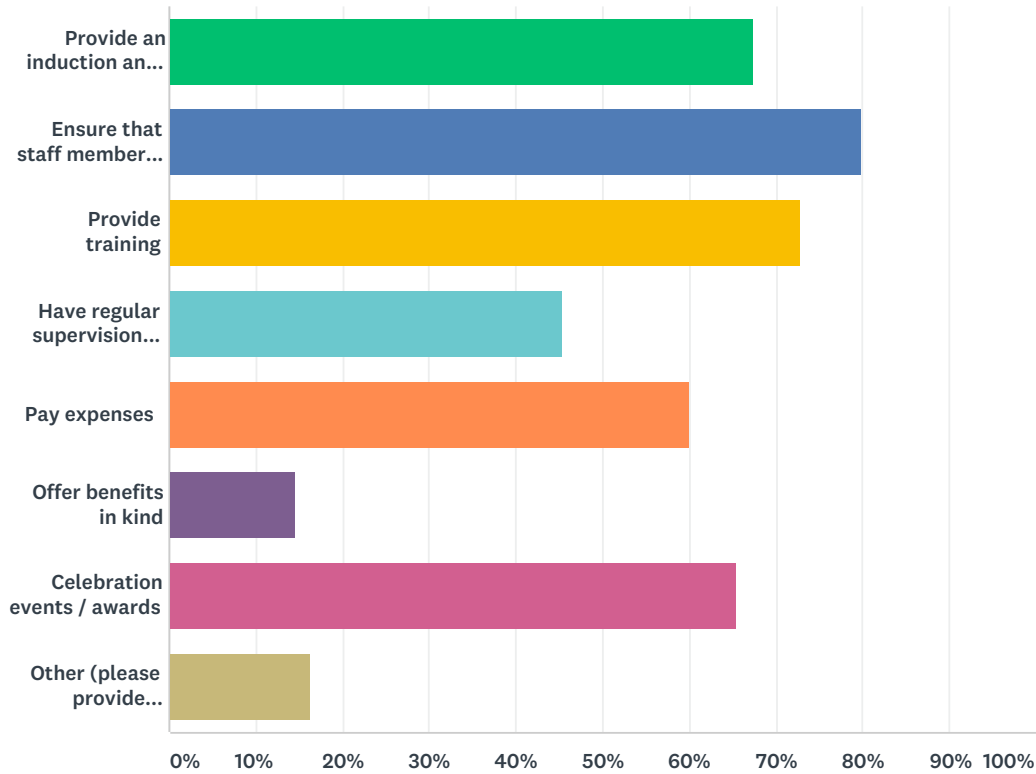
Answered: 56 Skipped: 3



ANSWER CHOICES	RESPONSES	
Because of what you do	87.50%	49
To give something back to the community	80.36%	45
To use their skills in a volunteering capacity	73.21%	41
To get a feeling of 'well being'	51.79%	29
To get work experience and / or get back to work	53.57%	30
To meet people	53.57%	30
Other (please provide details)	16.07%	9
Total Respondents: 56		

Q37 How do you supervise and support your volunteers? Please tick all that apply

Answered: 55 Skipped: 4



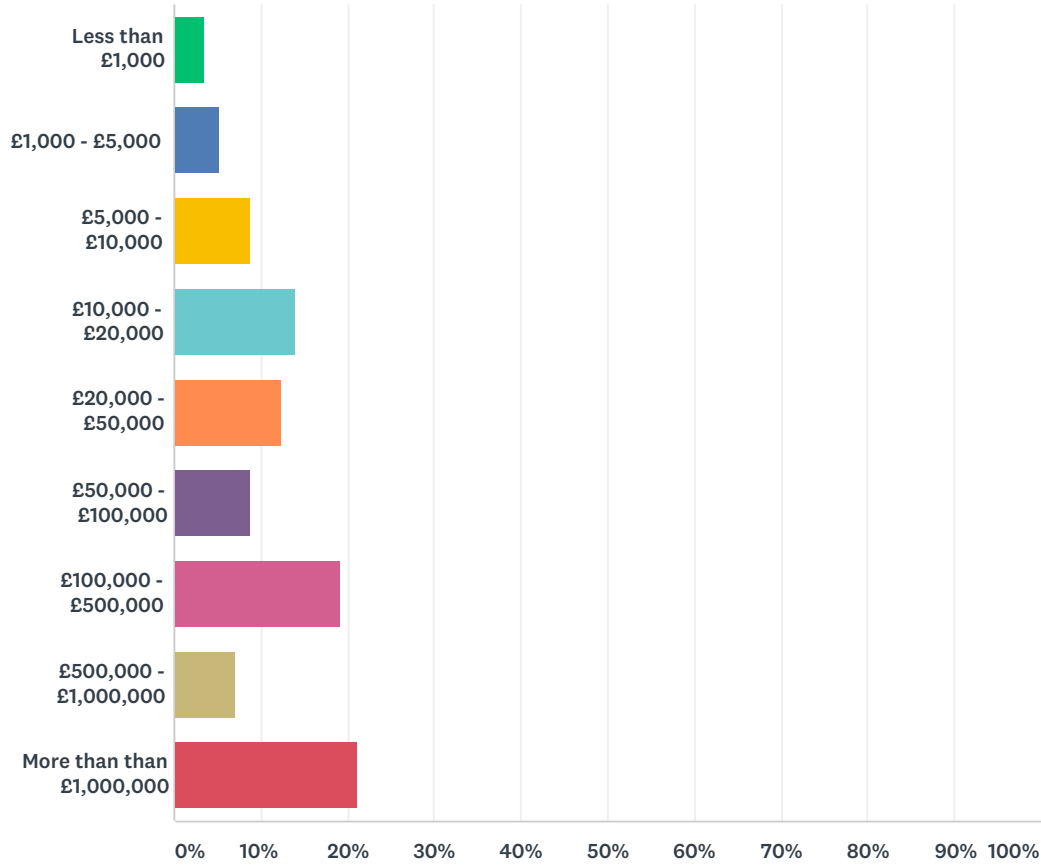
ANSWER CHOICES	RESPONSES	
Provide an induction and / or welcome pack	67.27%	37
Ensure that staff members are present or available to support volunteers	80.00%	44
Provide training	72.73%	40
Have regular supervision meetings	45.45%	25
Pay expenses	60.00%	33
Offer benefits in kind	14.55%	8
Celebration events / awards	65.45%	36
Other (please provide details)	16.36%	9
Total Respondents: 55		

Q38 If you do not use volunteers please state why.

Answered: 4 Skipped: 55

Q39 What was your annual income / turnover in 2016/17?

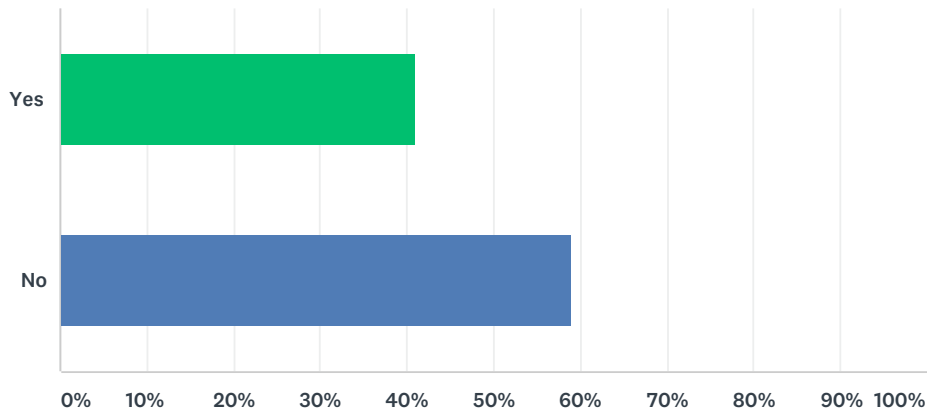
Answered: 57 Skipped: 2



ANSWER CHOICES	RESPONSES	
Less than £1,000	3.51%	2
£1,000 - £5,000	5.26%	3
£5,000 - £10,000	8.77%	5
£10,000 - £20,000	14.04%	8
£20,000 - £50,000	12.28%	7
£50,000 - £100,000	8.77%	5
£100,000 - £500,000	19.30%	11
£500,000 - £1,000,000	7.02%	4
More than than £1,000,000	21.05%	12
TOTAL		57

Q40 Are you selling products or services to generate an income? (as opposed to contracted work)

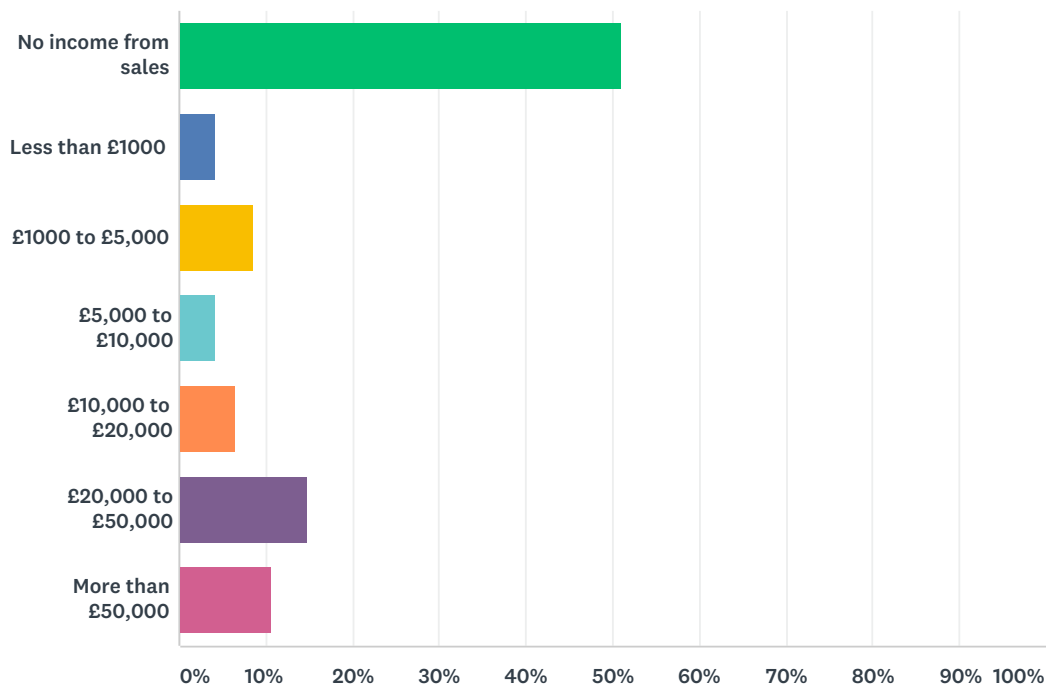
Answered: 56 Skipped: 3



ANSWER CHOICES	RESPONSES	
Yes	41.07%	23
No	58.93%	33
TOTAL		56

Q41 How much income have you made through sales in the past 12 months?

Answered: 47 Skipped: 12

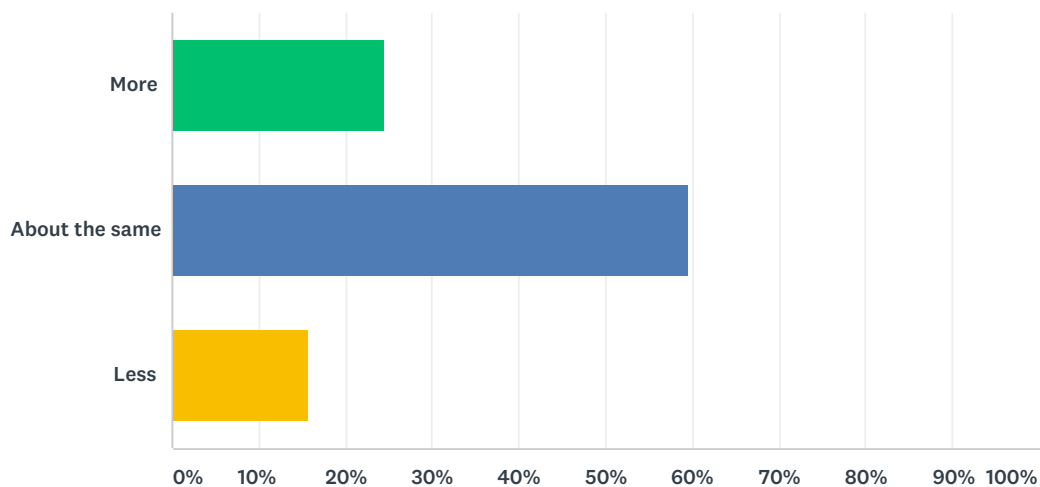


ANSWER CHOICES	RESPONSES	
No income from sales	51.06%	24
Less than £1000	4.26%	2
£1000 to £5,000	8.51%	4

£5,000 to £10,000	4.26%	2
£10,000 to £20,000	6.38%	3
£20,000 to £50,000	14.89%	7
More than £50,000	10.64%	5
TOTAL		47

Q42 Thinking about your income for 2017 / 18 compared with 2016 / 17 do you anticipate receiving:-

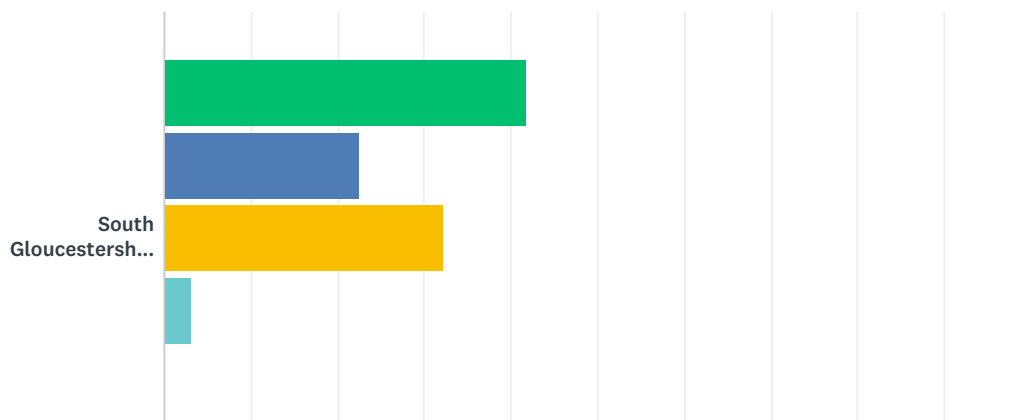
Answered: 57 Skipped: 2

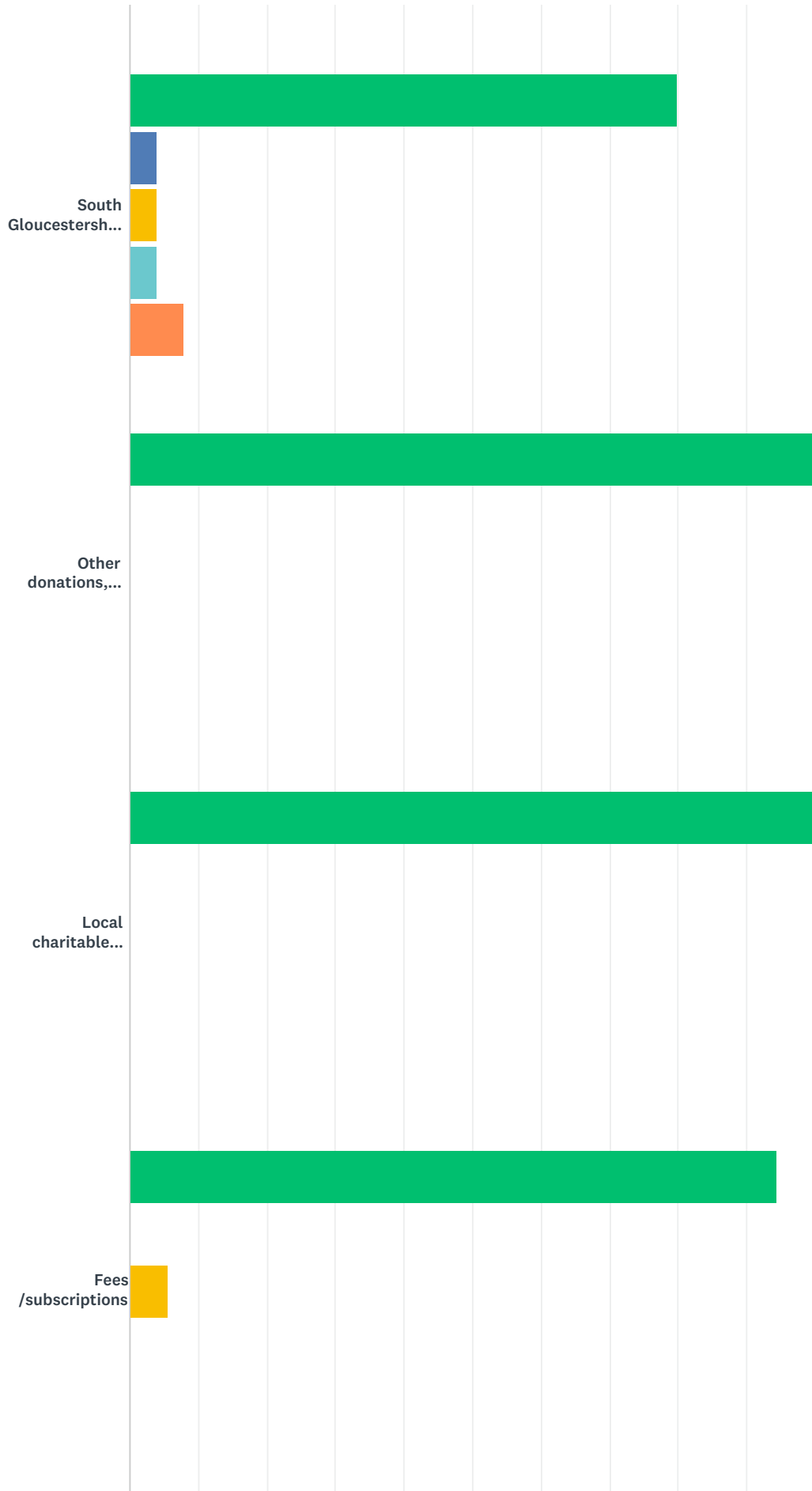


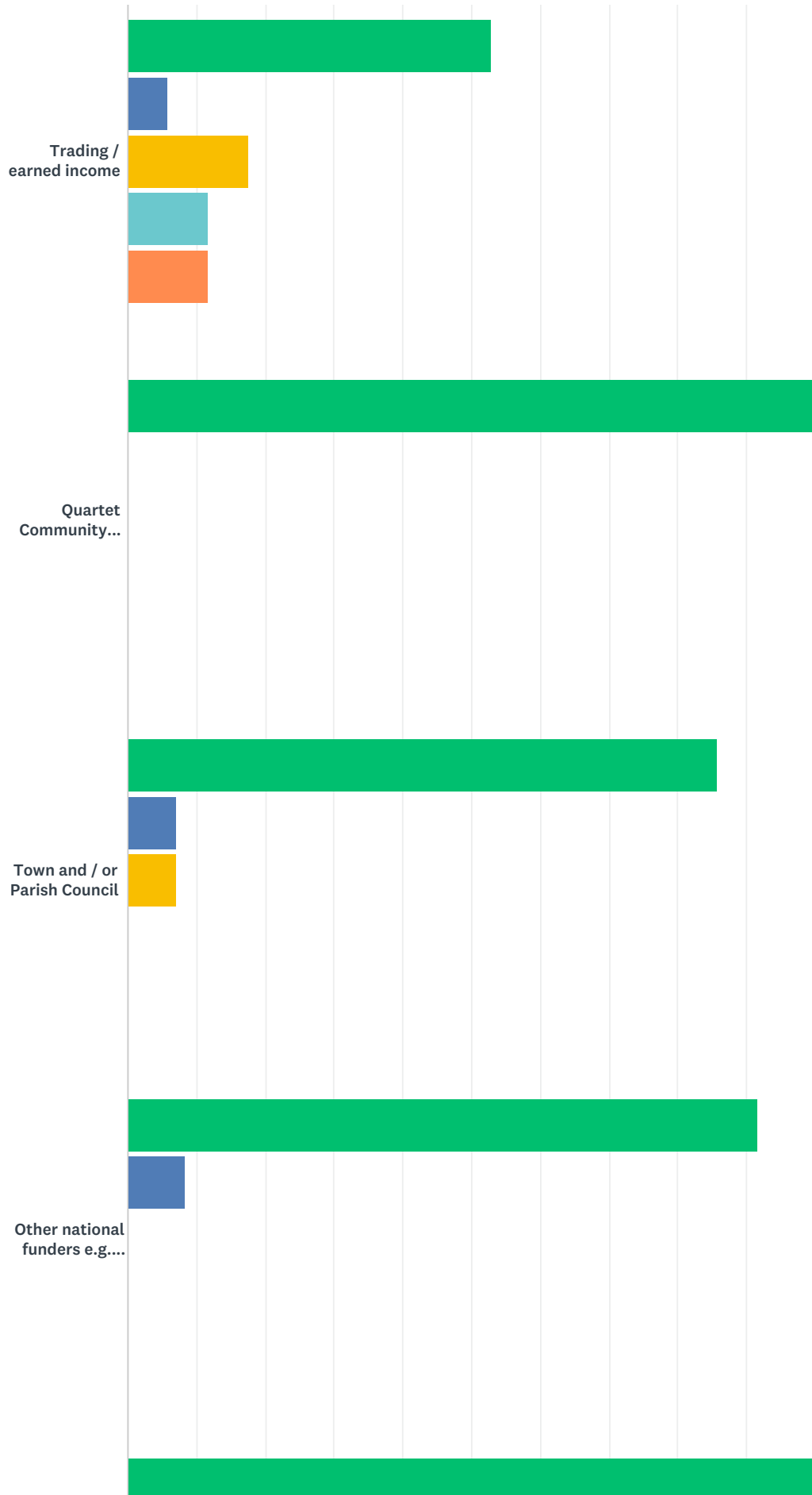
ANSWER CHOICES	RESPONSES	
More	24.56%	14
About the same	59.65%	34
Less	15.79%	9
TOTAL		57

Q43 What are your main sources of income? Please tick as appropriate

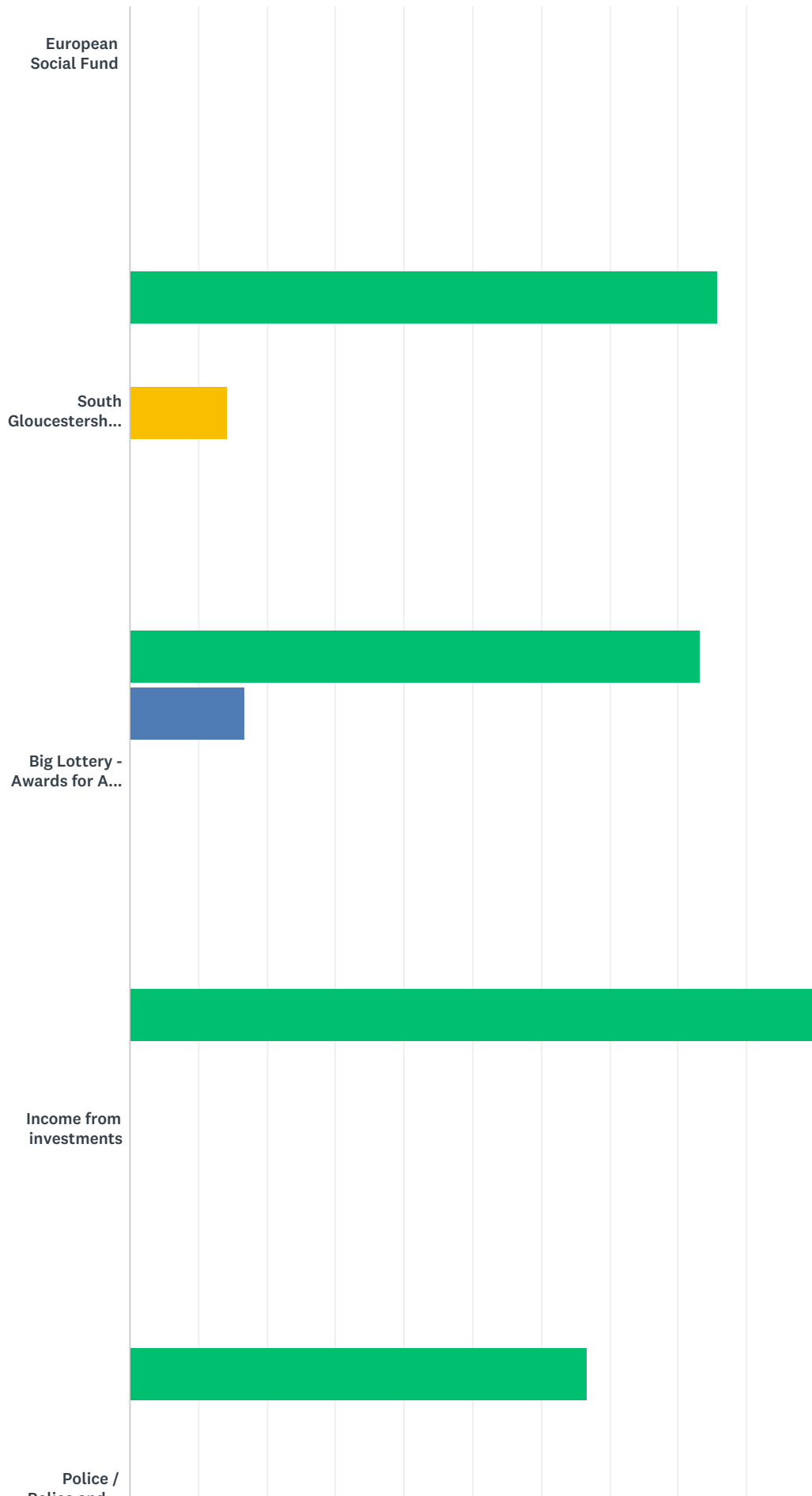
Answered: 54 Skipped: 5

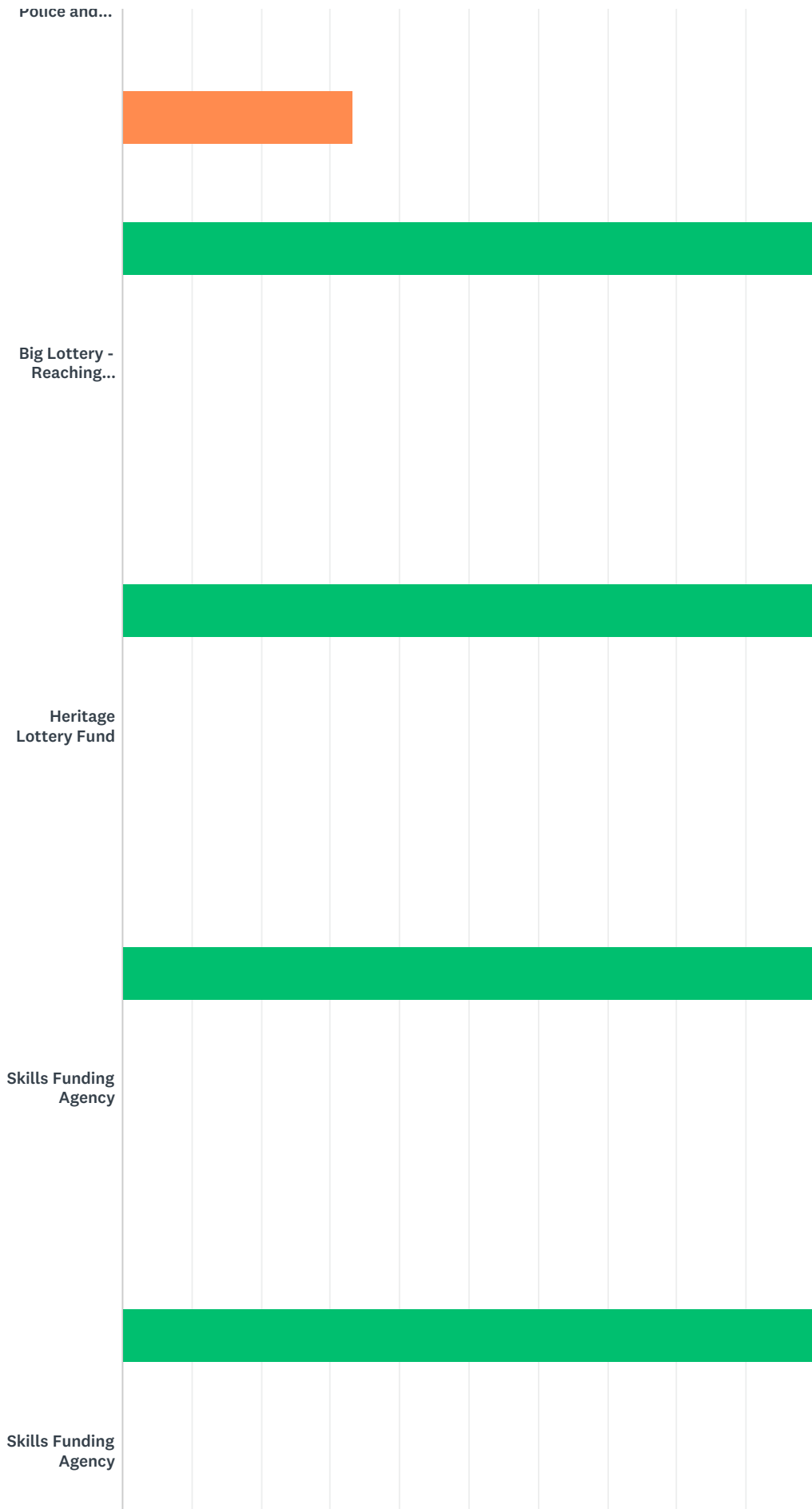


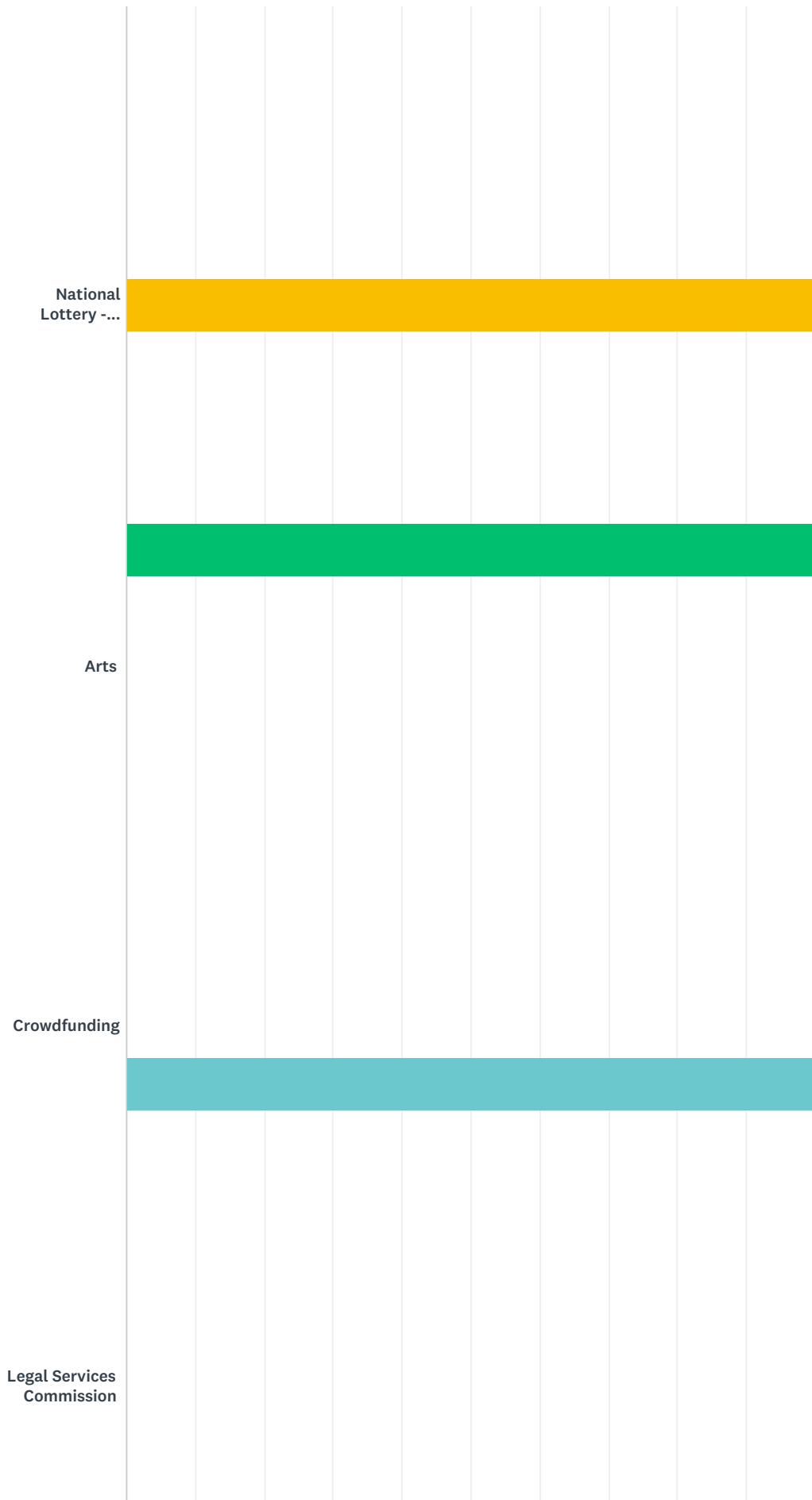




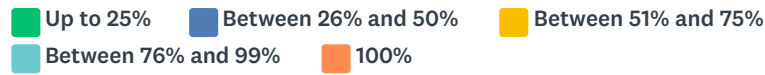
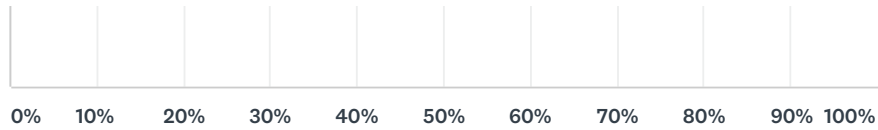








West of England Voluntary, Community and Social Enterprise Survey
State of Sector in South Gloucestershire
2017 / 18

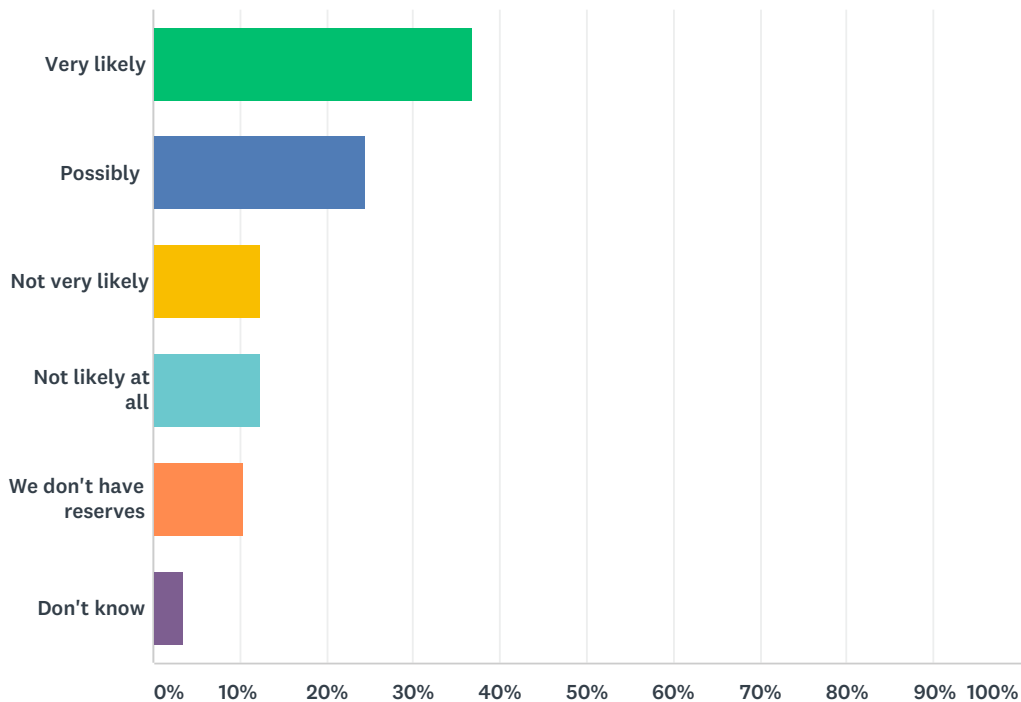


	UP TO 25%	BETWEEN 26% AND 50%	BETWEEN 51% AND 75%	BETWEEN 76% AND 99%	100%	TOTAL
South Gloucestershire Council - Commission / Service Level Agreement	41.94% 13	22.58% 7	32.26% 10	3.23% 1	0.00% 0	31
South Gloucestershire Council - Grant	80.00% 20	4.00% 1	4.00% 1	4.00% 1	8.00% 2	25
Other donations, including donations from individuals and bequests etc.	100.00% 21	0.00% 0	0.00% 0	0.00% 0	0.00% 0	21
Local charitable trusts	100.00% 20	0.00% 0	0.00% 0	0.00% 0	0.00% 0	20
Fees /subscriptions	94.44% 17	0.00% 0	5.56% 1	0.00% 0	0.00% 0	18
Trading / earned income	52.94% 9	5.88% 1	17.65% 3	11.76% 2	11.76% 2	17
Quartet Community Foundation	100.00% 15	0.00% 0	0.00% 0	0.00% 0	0.00% 0	15
Town and / or Parish Council	85.71% 12	7.14% 1	7.14% 1	0.00% 0	0.00% 0	14
Other national funders e.g. Children in Need, Comic Relief	91.67% 11	8.33% 1	0.00% 0	0.00% 0	0.00% 0	12
Business / corporate donations	100.00% 11	0.00% 0	0.00% 0	0.00% 0	0.00% 0	11
Community fundraising e.g. sponsored activities, jumble sales etc.	100.00% 10	0.00% 0	0.00% 0	0.00% 0	0.00% 0	10
Central Government e.g. Work programme, Cabinet Office, DEFRA	66.67% 6	0.00% 0	33.33% 3	0.00% 0	0.00% 0	9
National Charitable Trusts	100.00% 9	0.00% 0	0.00% 0	0.00% 0	0.00% 0	9
European Social Fund	100.00% 8	0.00% 0	0.00% 0	0.00% 0	0.00% 0	8
South Gloucestershire Clinical Commissioning Group (Health Service)	85.71% 6	0.00% 0	14.29% 1	0.00% 0	0.00% 0	7
Big Lottery - Awards for All or Celebrate England	83.33% 5	16.67% 1	0.00% 0	0.00% 0	0.00% 0	6
Income from investments	100.00% 4	0.00% 0	0.00% 0	0.00% 0	0.00% 0	4
Police / Police and Crime Commissioner	66.67% 2	0.00% 0	0.00% 0	0.00% 0	33.33% 1	3
Big Lottery - Reaching Communities	100.00% 3	0.00% 0	0.00% 0	0.00% 0	0.00% 0	3
Heritage Lottery Fund	100.00% 2	0.00% 0	0.00% 0	0.00% 0	0.00% 0	2

Skills Funding Agency	100.00%	0.00%	0.00%	0.00%	0.00%	1
	1	0	0	0	0	
Skills Funding Agency	100.00%	0.00%	0.00%	0.00%	0.00%	1
	1	0	0	0	0	
National Lottery - Sports	0.00%	0.00%	100.00%	0.00%	0.00%	1
	0	0	1	0	0	
Arts	100.00%	0.00%	0.00%	0.00%	0.00%	1
	1	0	0	0	0	
Crowdfunding	0.00%	0.00%	0.00%	100.00%	0.00%	1
	0	0	0	1	0	
Legal Services Commission	0.00%	0.00%	0.00%	0.00%	0.00%	0
	0	0	0	0	0	

Q44 How likely is it that you will have to use some of your reserves / savings in 2017 / 18 to support your work?

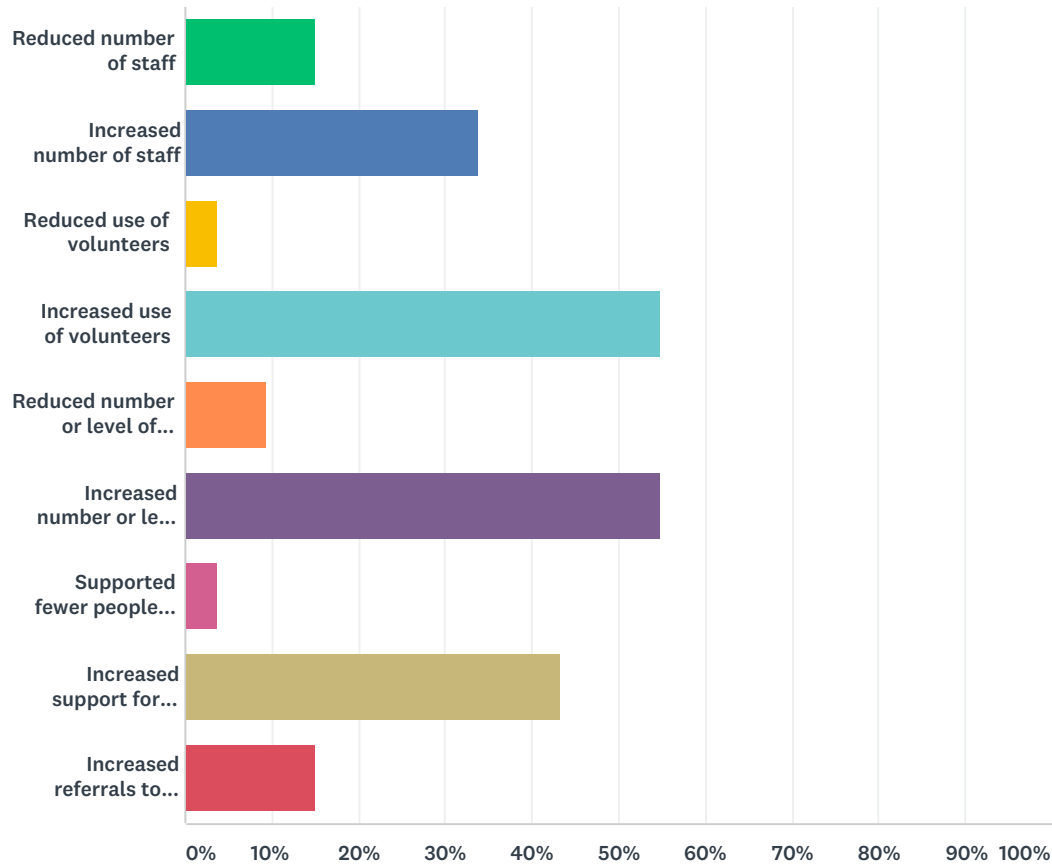
Answered: 57 Skipped: 2



ANSWER CHOICES	RESPONSES	
Very likely	36.84%	21
Possibly	24.56%	14
Not very likely	12.28%	7
Not likely at all	12.28%	7
We don't have reserves	10.53%	6
Don't know	3.51%	2
TOTAL		57

Q45 Please indicate any changes you made in the past 12 months

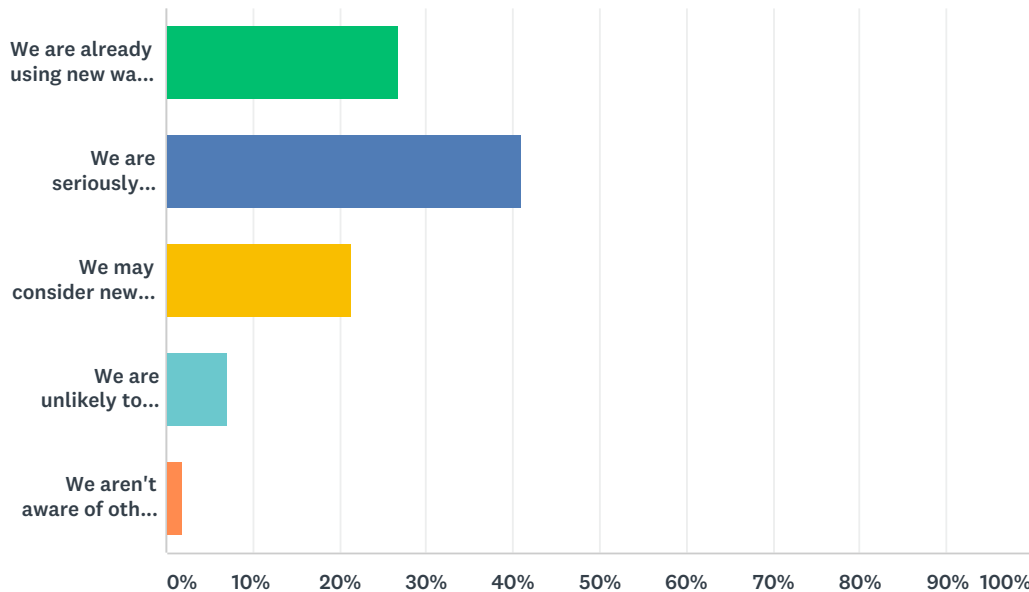
Answered: 53 Skipped: 6



ANSWER CHOICES	RESPONSES	
Reduced number of staff	15.09%	8
Increased number of staff	33.96%	18
Reduced use of volunteers	3.77%	2
Increased use of volunteers	54.72%	29
Reduced number or level of services / activities	9.43%	5
Increased number or level of services / activities	54.72%	29
Supported fewer people (beneficiaries / clients)	3.77%	2
Increased support for people (beneficiaries / clients)	43.40%	23
Increased referrals to other organisations because we were unable to meet the level of demand	15.09%	8
Total Respondents: 53		

Q46 In the light of the current financial climate how likely are you to consider new or different ways to generate income?

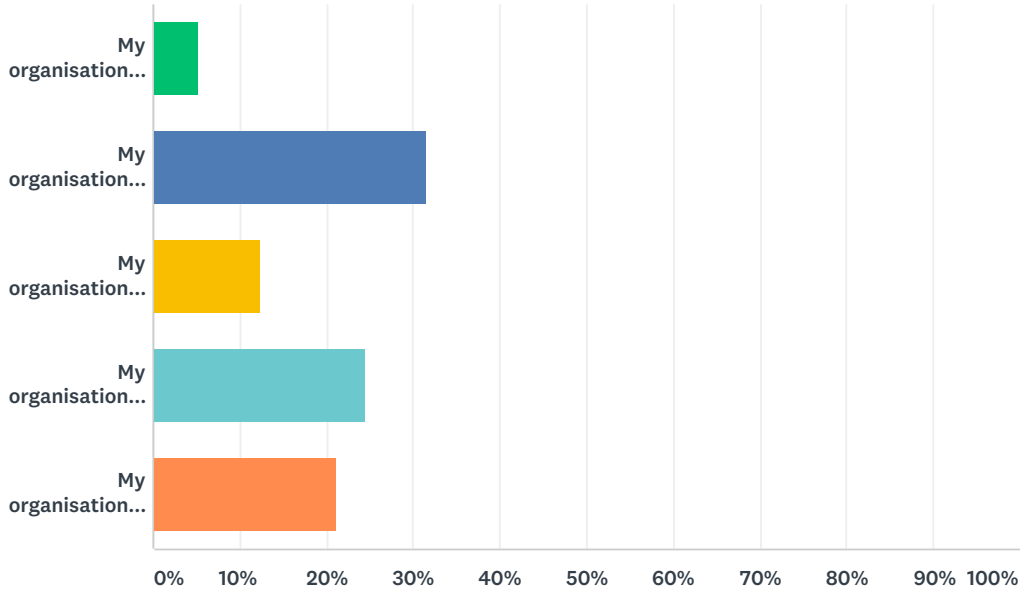
Answered: 56 Skipped: 3



ANSWER CHOICES	RESPONSES	
We are already using new ways to generate income	26.79%	15
We are seriously investigating new ways to generate income	41.07%	23
We may consider new ways to generate income	21.43%	12
We are unlikely to consider new ways to generate income	7.14%	4
We aren't aware of other ways to generate income	1.79%	1
TOTAL		56

Q47 Has your organisation ever considered collaboration or merger with another voluntary organisation as a means of achieving future financial sustainability?

Answered: 57 Skipped: 2

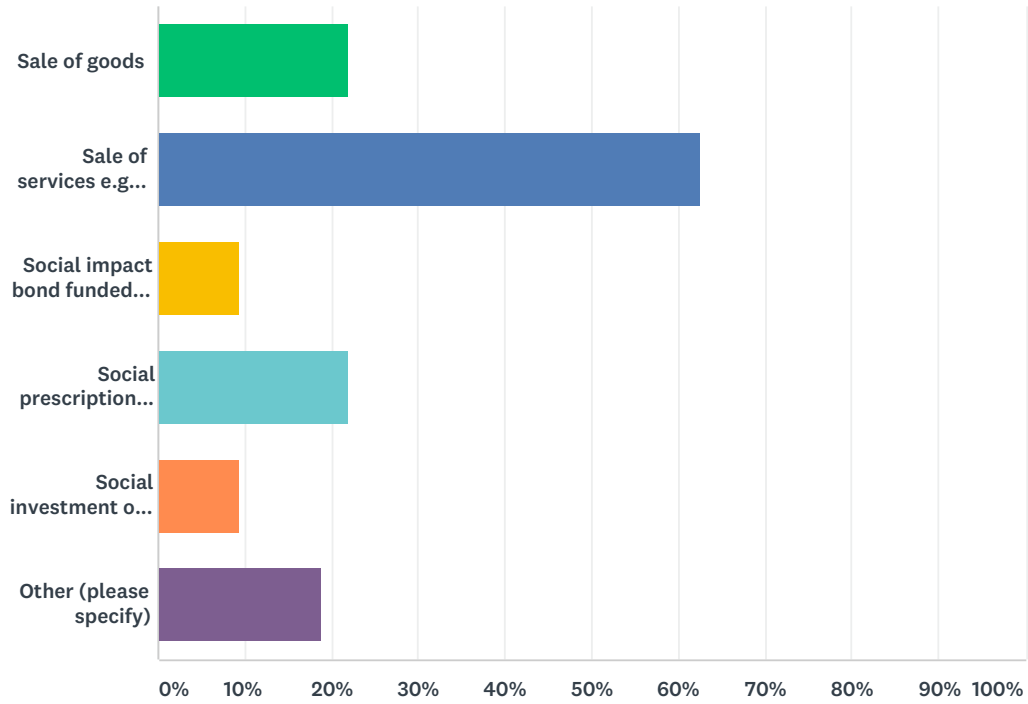


ANSWER CHOICES	RESPONSES	
My organisation has merged with another organisation	5.26%	3
My organisation is actively collaborating with other organisations	31.58%	18
My organisation is considering collaboration or merger	12.28%	7
My organisation would consider this if the need arose	24.56%	14
My organisation is not interested in considering this	21.05%	12
TOTAL		57

Q48 If you are considering diversifying your work what areas / income potential are you researching? Please tick any that apply

Answered: 32 Skipped: 27

West of England Voluntary, Community and Social Enterprise Survey
State of Sector in South Gloucestershire
2017 / 18



ANSWER CHOICES	RESPONSES	
Sale of goods	21.88%	7
Sale of services e.g. training, consultancy	62.50%	20
Social impact bond funded work	9.38%	3
Social prescription contracts	21.88%	7
Social investment or other loans	9.38%	3
Other (please specify)	18.75%	6
Total Respondents: 32		