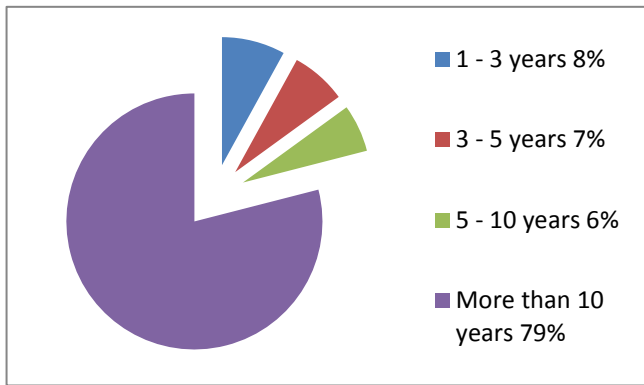


**The State of the VCSE sector in South Gloucestershire 2015 / 16**

The information in this presentation is based on responses to the annual survey of the VCSE sector carried out between January and March 2016. There were 102 responses.

**A stable sector**

79% of organisations have been established for more than 10 years



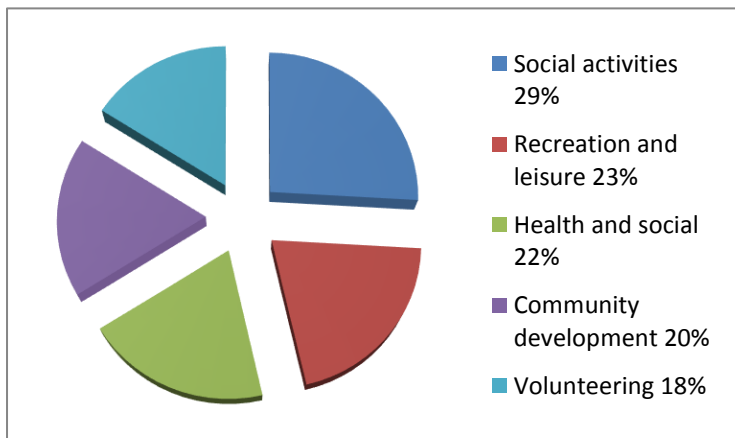
**Turnover**

23% of organisations have turnover less than £5k  
43% have between £5k and £100k  
33% have more than £100k

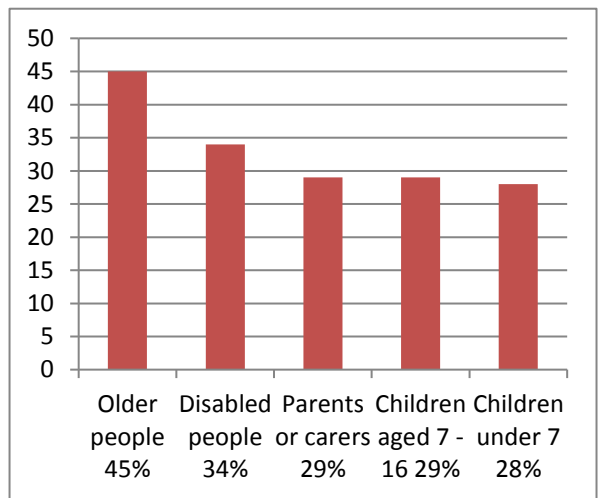


**VCSE organisations make significant contribution to local**

Main activities or services offered by VCSE organisations in South Gloucestershire. A significant number involved in health and social care



Main beneficiaries of services offered by VCSE organisations



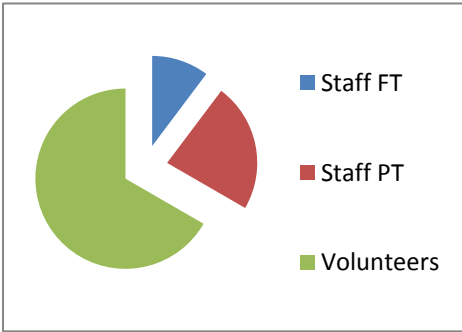
Percentage of respondents indicating that they were involved in these activities or services

## People involved in the sector



VCSE organisations in South Gloucestershire employ an average of 4 full time members of staff and 9 part time members of staff. They work with an average of 26 volunteers

On average organisations rely on 123 volunteer hours each week to help them run their services.

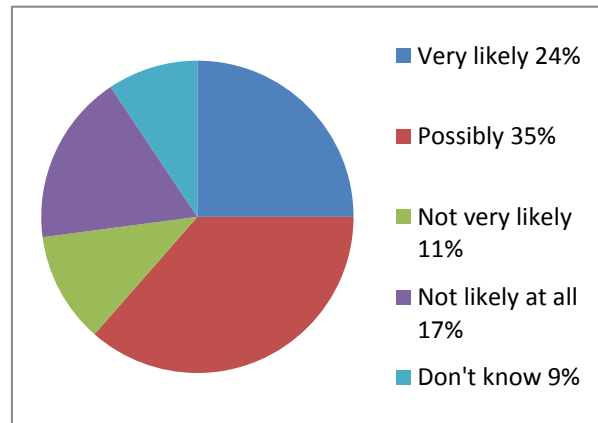
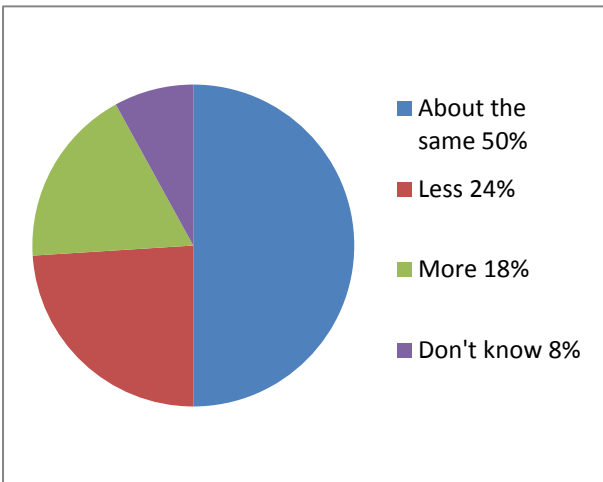


Taking the living wage of £7.20 per hour this is equivalent to £886 per organisation per week. 102 organisations completed the survey so just taking these into account **volunteering in South Gloucestershire is worth at least £4,338,000 each year.**

## Challenges facing the sector

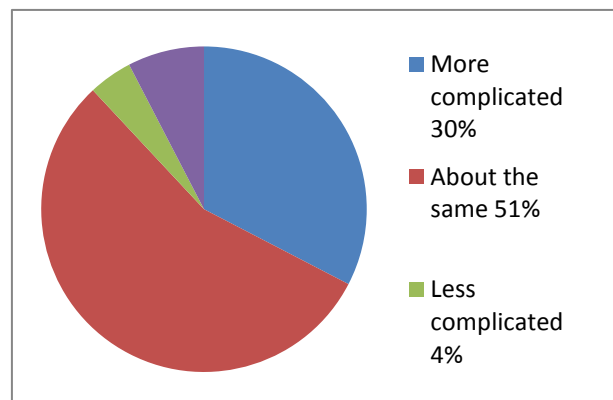
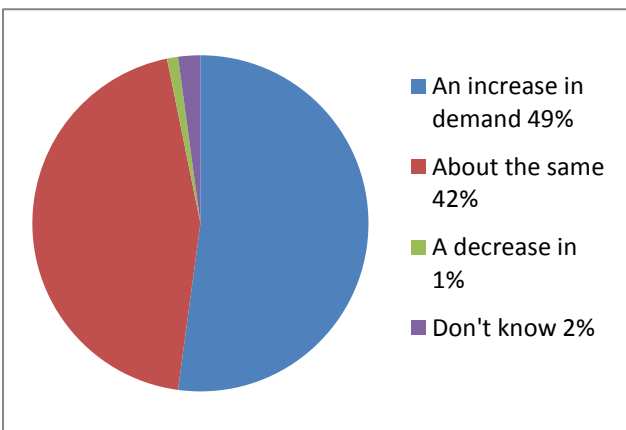
Although most organisations are relatively optimistic about their funding 24% anticipated receiving less funding in 2015 / 16 compared with the previous year

A significant proportion of respondents anticipated using reserves to remain operational



Organisations have seen an increase in demand for services.....

.....and 33% of respondents to the survey felt that the issues faced by people using their services have become more complicated




## Working in partnership

Most organisations work in partnership with others in delivering services .....

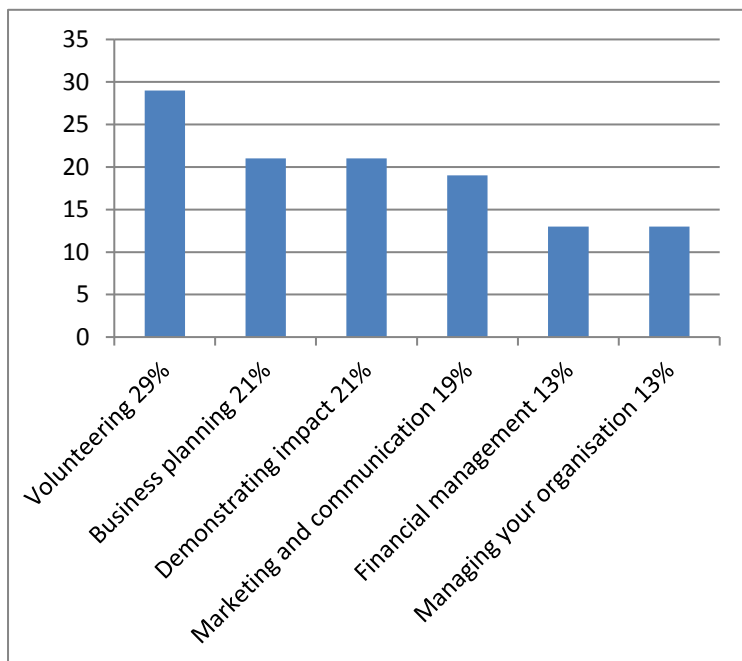


% of organisations indicating that they work in partnership



## Future priorities

Support needs



Need to encourage and support collaboration in applying for funding. Currently relatively few organisations collaborate over funding

